

Minutes of Council Meeting

held on

Tuesday 26 September 2023, 5.30PM

in the Council Chamber, 83 Mandurah Terrace Mandurah

PRESENT:

MAYOR	R WILLIAMS	
COUNCILLOR	B POND	COASTAL WARD
COUNCILLOR	J GREEN	COASTAL WARD
COUNCILLOR	C DI PRINZIO	COASTAL WARD (electronic attendance)
COUNCILLOR	D PEMBER	EAST WARD
COUNCILLOR	D WILKINS	EAST WARD
COUNCILLOR	A KEARNS	EAST WARD
COUNCILLOR	C KNIGHT [Deputy Mayor]	NORTH WARD
COUNCILLOR	P JACKSON	NORTH WARD
COUNCILLOR	A ZILANI	NORTH WARD
COUNCILLOR	D SCHUMACHER	TOWN WARD
COUNCILLOR	P ROGERS	TOWN WARD
COUNCILLOR	R BURNS	TOWN WARD

MS	C MIHOVILOVICH	CHIEF EXECUTIVE OFFICER
MR	B INGLE	ACTING DIRECTOR BUSINESS SERVICES
MS	J THOMAS	DIRECTOR PLACE AND COMMUNITY
MR	M HALL	DIRECTOR BUILT AND NATURAL ENVIRONMENT
MRS	T JONES	EXECUTIVE MANAGER GOVERNANCE SERVICES
MRS	A DENBOER	MINUTE OFFICER

1. OPENING OF MEETING AND ANNOUNCEMENT OF VISITORS

Prior to commencement of this electronic meeting Elected Member and other attendee connections by electronic means were tested and confirmed.

The Mayor declared the meeting open at 5.30pm.

2. ACKNOWLEDGEMENT OF COUNTRY

Mayor Williams acknowledged that the meeting was being held on the traditional land of the Bindjareb people, and paid his respect to their Elders past and present.

3. APOLOGIES

Nil.

4. DISCLAIMER

The Mayor advised that the purpose of this Council Meeting is to discuss and, where possible, make resolutions about items appearing on the agenda. Whilst Council has the power to resolve such items and may in fact, appear to have done so at the meeting, no person should rely on or act on the basis of such decision or on any advice or information provided by a Member or Officer, or on the content of any discussion occurring, during the course of the meeting. Persons should be aware that the provisions of the *Local Government Act 1995* (Section 5.25(e)) and the *City of Mandurah Standing Orders 2016* (Section 13.1(1)) establish procedures for revocation or rescission of a Council decision. No person should rely on the decisions made by Council until formal advice of the Council decision is received by that person.

The City of Mandurah expressly disclaims liability for any loss or damage suffered by any person as a result of relying on or acting on the basis of any resolution of Council, or any advice or information provided by a Member or Officer, or the content of any discussion occurring, during the course of the Council meeting.

5. ANSWERS TO QUESTIONS TAKEN ON NOTICE

City officers provided the following responses to questions taken on notice at the Council meeting held on Tuesday 22 August 2023.

LEAH MANSFIELD: REPAIRS THOMPSON STREET NETBALL COURTS

Question 3:

This week we were advised that while the City agreed court 6 was unfit to play on and has been closed, they deemed court 7 and 10 are still in a safe enough condition to be hired out and that it is at the discretion of the hirer as to whether they deem those courts unsafe to play on. Additionally, they are required to report any hazards/damage they identify. This directly contradicts previous information we have been sent around those courts. Can you advise what measurement or report is used to deem court 7 and 10 safe or unsafe to play on and who is liable if an injury was to occur as a result of the damage or hazards on those courts?

City of Mandurah Response:

The Manager Recreation Services has confirmed that the City has followed the advice of the Mandurah Netball Association and has removed the hire of courts 6, 7 and 10 from the City's booking system.

Question 4:

At the last meeting we asked a question regarding the City's HSE policy relating to inspection and preventative maintenance of facilities hired out to community sporting organisations. We were informed that the City performs condition inspections of its infrastructure assets, as a minimum every 5 years. When was the last inspection conducted? Is there a report available regarding that inspection and when is the next inspection due to take place?

City of Mandurah Response:

The last condition inspection of the Thomson Street Netball Pavilion was performed in February 2021. Based on this inspection, the roof and floor coverings have been listed under the City's buildings renewal program and these works are expected to be completed in the next financial year. City officers will discuss the inspection findings in detail with the Mandurah Netball Association at the next fortnightly meeting.

CLIFF HORTON: 15 MINUTE CITIES

Does the City have any plans for Mandurah to be a 15 minute city now or in the future? Has this been discussed or is the City discussing it?

City of Mandurah Response:

For context, the idea of having places to live, places to work, places to recreate and places to shop within 15 minutes has been a long standing urban planning principle since the 1920's. This followed a time when planning rules that were largely brought in to separate these uses due to public health with people living close to factories and industrial areas.

Cities that are spread out through urban sprawl are now experiencing challenges with costs of transport and now with many more people in the workforce, time spent travelling is a key social issue.

Mandurah's geographic layout provides many challenges, however, most people have the opportunity to live close to shops, community facilities and open spaces. The City is working hard on improving employment opportunities within Mandurah, as census data suggests that many people need to leave Mandurah to work unless they are employed in service based industries.

The City is aware that the concept of a '15 minute city' has been interpreted to have wider implications with regard to data and privacy. The City of Mandurah has no plans to be a designated '15 minute city' beyond the planning principle of making places to live, work, shop and recreate closer to each other and to reduce travel costs and time for its residents.

6. AMENDMENT TO STANDING ORDERS

G.1/9/23 STANDING ORDERS LOCAL LAW 2016

The Mayor advised the meeting that the *City of Mandurah Standing Orders Local Law 2016* will be modified to ensure Councillor Candice Di Prinzio can participate in and follow the meeting as it progresses.

MOTION

Moved: Mayor R Williams
Seconded: Councillor D Schumacher

That Council:

1. **Suspend the operation of the following provisions of the *City of Mandurah Standing Orders Local Law 2016* for the duration of this electronic meeting to ensure Councillor Di Prinzio who is attending online can follow and participate in the meeting as it progresses:**
 - 1.1. **Standing Order 7.2 Members to occupy own seats whilst present in meeting room. Relevant only for Elected Members attending the Council Chambers.**
 - 1.2. **Agree under Standing Orders 8.1(1) and 12.2, that instead of requiring a show of hands, a vote will be conducted by exception with the Presiding Member calling for those Members against each motion. If no response is received the motion will be declared carried and minuted accordingly.**
 - 1.3. **Reiterate the requirement as per Standing Order 7.3 for Members to advise the Presiding Member when leaving or entering the meeting at any time.**

CARRIED: 13/0

FOR: Mayor R Williams, Cr D Schumacher, Cr B Pond, Cr J Green, Cr C Di Prinzio, Cr D Pember, Cr D Wilkins, Cr A Kearns, Cr C Knight, Cr P Jackson, Cr A Zilani, Cr P Rogers, Cr R Burns

AGAINST: Nil

7. PUBLIC QUESTION TIME**7.1 TONI COLLINS: 170 MANDURAH TERRACE, MANDURAH AND 20 HENSON STREET, MANDURAH**

Due to Ms Collins being unable to attend the meeting, the Presiding Member asked on her behalf how often does the City of Mandurah check 170 Mandurah Terrace and 20 Henson Street, Silver Sands? The rubbish on the property has been there for at least 6 months. It stinks, its unsightly and is a disgrace. When will it be cleaned up?

City of Mandurah Response

The Acting Director Business Services advised that the City of Mandurah last attended the site on 5 September 2023 with communications to the owner regarding materials on the property. The City is in the process of finalising a *Local Government Act 1995* notice for the removal of dumped items on the land with an expected required completion date of 14 days. This notice

will be issued in the coming days. If the owner fails to comply, the City will consider enforcement options that may take some additional time. The City is currently seeking compliance for pest plant removal from the site.

7.2 BETH PATERSON: LAWS GOVERNING COMMERCE AND NATIVE TITLE CLAIMS

Ms Paterson asked the following questions:

Question 1

In the interest of openness and transparency I suggest the City of Mandurah have a page in the Mandurah Times similar to the 'City Connect' page in the Busselton Dunsborough Times. Please consider and advise.

City of Mandurah Response

The Mayor advised that the City of Mandurah will review the information provided and consider accordingly.

Question 2

Does the City of Mandurah have an Australian Business Number?

City of Mandurah Response

The Chief Executive Officer advised that the City of Mandurah has an Australian Business Number.

Question 3

Is the City of Mandurah a business and therefore subject to the laws governing commerce such as the Corporations Act 2001, Fair Trading Act 2010 (WA), Criminal Code Act 1913 (WA) etc?

City of Mandurah Response

The Chief Executive Officers advised that the City of Mandurah as a local government is established as a statutory body corporate under the *Local Government Act 1995* and is not a business which is established under the *Corporations Act 2001*.

Question 4

Is the City of Mandurah aware of any Native Title Claims made on the City of Mandurah?

City of Mandurah Response

The Chief Executive Officer advised that the City of Mandurah is aware of Native Title Claims on the District of Mandurah.

An application for a determination of a Native Title Claim must be completed and filed in the Federal Court. Where an application is accepted, the claim is registered on the Register of Native Title Claims. This register is managed by the National Native Title Tribunal (NNTT) which is an independent agency established under the *Native title Act 1993* (NT Act).

When an application for a Native Title Claim is made or a Determination of Native Title is made an affected local government must be notified by the NNTT in accordance with s66(3)(vi) of the NT Act.

The City of Mandurah is subject to one determined Native Title Claim – Gnaala Karla Booja which includes the District of Mandurah and neighbouring local governments.

Question 5

What areas within Mandurah are impacted by this claim?

City of Mandurah Response

The Chief Executive Officer advised that this question would be taken on notice.

Question 6

How many Native Title Claims is the City of Mandurah subject to?

City of Mandurah Response

The Executive Manager Governance Services advised that there is one Native Title Claim – Gnaala Karla Booja that has been determined.

7.3 STEVEN ZIELINSKI: REFERENDUM, FORESHORE POOL AND MANDURAH AQUATIC RECREATION CENTRE ROOF

Mr Zielinski asked the following questions:

Question 1

Why is our Mayor advocating for a Yes vote for Mandurah council and have the Council allocated in the past or future funds for this vote?

City of Mandurah Response

The Chief Executive Officer advised that no local government funds have been allocated for the purposes of advocating for the Referendum.

The Mayor advised that whilst he was not required to disclose his view on the Referendum, he had personally signed a petition. The Mayor advised that he does not advocate for the Referendum on behalf of the Council.

Question 2

Is it true that the Council are going to elect a person as a voice to Council without a public vote?

City of Mandurah Response

The Mayor responded no.

Question 3

Is it true that the City of Mandurah is overspent on the foreshore project?

City of Mandurah Response

The Director Built and Natural Environment advised that there is no overspend on the project.

Question 4

How much have you spent on the foreshore project?

City of Mandurah Response

The Director Built and Natural Environment advised that this question would be taken on notice.

Question 5

*What is the status of the Mandurah Aquatic and Recreation Centre roof replacement project?
Is this project over budget?*

City of Mandurah Response

The Director Built and Natural Environment advised that the Mandurah Aquatic and Recreation Centre roof replacement project is running on time and progressing within the approved budget.

Question 6

Is it true that the cost of the Eastern Foreshore Toilets is \$850,000?

City of Mandurah Response

The Director Built and Natural Environment advised the Eastern Foreshore Toilet Block Construction project is expected to be delivered within a budget of \$850,000. The building includes seven separate toilet rooms including two universally accessible toilets, a changing places facility and storage space for two beach wheelchairs.

Question 7

Will there be urinals in the toilet block?

City of Mandurah Response

The Director Built and Natural Environment advised that urinals have not been incorporated in the design.

7.4 WENDY HEATHCOCK: VIDEO SURVEILLANCE CAMERAS

Ms Heathcock asked the following questions:

Question 1

How many video surveillance cameras does the City of Mandurah have set up and in operation?

City of Mandurah Response

Chief Executive Officer advised that this question would be taken on notice.

Question 2

How many video surveillance cameras does the City of Mandurah plan to install?

City of Mandurah Response

Chief Executive Officer advised that this question would be taken on notice.

Question 3

Who monitors the video surveillance cameras for the City of Mandurah?

City of Mandurah Response

The Chief Executive Officer advised that footage is not monitored on an active basis.

Question 4

Who has access to the footage?

City of Mandurah Response

If there is an incident, the Western Australian Police have access to all public facing footage and may monitor at any time.

There are also nominated City of Mandurah officers that have access to the footage. Access to footage is strictly limited to those City officers who are defined in an internal City of Mandurah policy.

Question 5

Where is the video surveillance footage stored and monitored and for how long?

City of Mandurah Response

Chief Executive Officer advised that this question would be taken on notice.

Question 6

Who is ultimately responsible for the usage and privacy of the video surveillance footage?

City of Mandurah Response

The Chief Executive Officer responded that she is ultimately responsible for ensuring that the City of Mandurah has the necessary controls in place to address usage, storage and privacy and ensure compliance with the legislation.

Question 7

What consent have the residents of the City of Mandurah given to have photographic footage and images taken, monitored and stored? What about the approval of residents?

City of Mandurah Response

Chief Executive Officer advised that this question would be taken on notice.

Question 8

Do they operate 24hr per day?

City of Mandurah Response

The Chief Executive Officer responded yes the cameras operate 24 hours per day.

Question 9

How much does it cost to set up and install cameras?

City of Mandurah Response

Chief Executive Officer advised that this question would be taken on notice.

7.5 CLIFF HORTON: SPEND ON CONSULTANTS, CONFLICT OF INTEREST MANAGEMENT, 15 MINUTE CITIES, KIMBERLY FUND DONATION

Mr Horton asked the following questions:

Question 1

How much money was spent on consultants in the year 2020, 2021 and 2022 in Mandurah City?

City of Mandurah Response

The Chief Executive Officer advised that this question would be taken on notice.

Question 2

Does the City of Mandurah consider conflicts of interest when allocating tenders, for example family members/partners/friends etc.

City of Mandurah Response

The Executive Manager Governance Services advised that City officers are required to declare conflicts of interest at various stages of the procurement process. City officers involved in Tenders are required to identify, disclose, and appropriately manage conflicts of interest at the procurement planning stage, upon the closing of the tenders and at any other time they may become aware of a conflict of interest. Where there is a perceived or actual conflict of interest, the City officer may be removed from the procurement activity. City officers involved in the tender process are required to complete a City of Mandurah Conflict of Interest and Confidentiality Declaration. In addition, City officers are bound by the City of Mandurah Employee Code of Conduct.

Question 3

What plans does the City of Mandurah have for the creation of a 15/20 minutes smart city. When is this plan to be implemented?

City of Mandurah Response

The Mayor advised that he had previously used the term '15 minute city' in the context of a planning principle of making places with a 15 minute reach to live, work, shop and recreate. This was to reduce travel costs and time for its residents.

However, more recently the term has been defined differently. The Mayor advised that there are no plans to be a designated '15 minute city', beyond the planning principle definition.

Question 4

Can you retract the statement that you made in the paper?

City of Mandurah Response

The Mayor advised at the time of the article being written the definition of '15 minutes city' was based on planning principles.

Question 5

Does the Mayor and the Chief Executive Officer have investments/affiliations/engagements that may influence their decision making concerning financial or otherwise regard the City of Mandurah on any level?

City of Mandurah Response

The Executive Manager Governance Services advised that the Chief Executive Officer, the Mayor, Councillors, and designated City officers are required to complete Primary and Annual Returns in accordance with the *Local Government Act 1995* (the Act). The returns include an overview of financial interests including corporations or property owned in the District of Mandurah or neighbouring districts. In accordance with the Act the returns are required to be submitted on an annual basis and a register is maintained on the City of Mandurah website.

In addition, Chief Executive Officer, the Mayor, Councillors and City officers that have an interest in a matter before Council are required to make a disclose of interest prior to the matter being debated. Where an interest is financial or proximity there is a requirement under the Act to vacate the Chamber and where the interest is a matter relating to impartiality they may remain in the Chamber.

Question 6

Referring to question asked at Council meeting held 22 August 2023 regarding the Kimberly Flood Relief. Do you in all honesty not feel that this money should be refunded to the City of Mandurah, morally at least \$25,000. Two Councillors voted against this. Were the ratepayers consulted as it is their money?

City of Mandurah Response

The Mayor advised that the Council made a resolution to support this donation.

**7.6 BRIAN PERRY: ACKNOWLEDGEMENT TO COUNTRY,
CORRESPONDENCE AND RATES**

Mr Perry asked the following questions:

Question 1

Is the Acknowledgement to Country required by law?

City of Mandurah

The Mayor advised that the City of Mandurah Council have adopted a Welcome to Country and Acknowledgment to Country Policy.

Question 2

When did the policy get adopted?

City of Mandurah

The Mayor advised that this question would be taken on notice.

Question 3

What is your policy around acknowledgment of correspondence?

City of Mandurah

The Chief Executive Officer advised that the Customer Service Charter outlines that the City will respond to an enquiry within the standard timelines. Generally, that is within two weeks. However, some enquiries may take longer to respond.

Question 4

Why haven't I received a response to my correspondence?

City of Mandurah Response

The Chief Executive Officer advised that a response has been prepared and will be provided to Mr Perry tonight.

Question 5

Regarding the Kimberly Flood Donation what authorised the Council to make the donation under the Act?

City of Mandurah Response

The Chief Executive Officer responded that the expenditure is in accordance with the *Local Government Act 1995* and was a Council resolution that then provided the authority for the local government to make the payment.

Question 6

Can I request a copy of the page from the newspaper which displays the date advertising the proposed rates?

City of Mandurah Response

The Chief Executive Officer advised that if the record of the advertisement is available a copy will be provided to Mr Perry.

Question 7

Why are the Port Mandurah Canals paying more?

City of Mandurah Response

The Chief Executive Officer advised that she will meet with Port Mandurah Residents Association to explain the Specified Area Rate.

Question 8

How does the City calculate the rate in the dollar?

City of Mandurah Response

The Chief Executive Officer advised that a response will be provided explaining how the rate in the dollar is calculated.

Question 9

Waterside Canals and Port Mandurah Canals are a different rate, why is this? Did you overbudget? Why was Port Mandurah 0.00?

City of Mandurah Response

The Chief Executive Officer advised that the charge is based on the amount of works required and whether there are any surplus funds in reserve. Further information will be provided in a written response.

Question 10

What is the City of Mandurah doing about the matters raised by the Mandurah Netball Association?

City of Mandurah Response

The Mayor advised that the City of Mandurah is undergoing a process to resurface four netball courts and the works will be undertaken in October/November. The Mayor advised that the Mandurah Netball Association has been informed of the works.

Question 11

What has happened to the Mandurah Mustangs?

City of Mandurah Response

The Mayor advised that the City of Mandurah and Mandurah Mustangs are in negotiation regarding options for tenancy.

7.7 MARK CHAPMAN: PRIVACY AND ULURU STATEMENT OF THE HEART

Mr Chapman asked the following questions:

Question 1

In relation to CCTV, does the City require the police to sign a Council policy on privacy and access to data?

City of Mandurah Response

The Director Place and Community advised that the City of Mandurah has a Memorandum of Understanding (MOU) with the Western Australian Police which permits Police Officers to have access to the City's external CCTV system to assist with intelligence and investigation purposes. The MOU aligns with the City's procedures and guidelines. The intention of this partnership is to enable the City and Police to work collaboratively for maximum safety benefit within the community.

Question 2

Do the police sign the policy and do they adhere to it?

City of Mandurah Response

The Director Place and Community advised the City of Mandurah, and the Western Australian Police signed a three-year Memorandum of Understanding in February 2021.

Question 3

If the Council supports the Uluru Statement of the Heart, how can this not be demonstrating support for Constitutional change?

City of Mandurah Response

The Chief Executive Officer responded that Council has no position on the Referendum.

Question 4

For clarity, the Council supports the Uluru Statement of the Heart but not Referendum?

City of Mandurah Response

The Chief Executive Officer responded that there is a formal Council position supporting the Uluru Statement of the Heart. There is no formal Council position on the Referendum.

7.8 STEVEN ZIELINSKI: PORT MANDURAH SPECIFIED AREA RATES

Mr Zielinski asked why are the residents in Port Mandurah are paying a Specified Area Rates? Why are we getting slugged and why do rates keep going up?

City of Mandurah Response

The Chief Executive Officer offered to meet with the Port Mandurah Ratepayers Association and explain the Specified Area Rate for Port Mandurah.

7.9 WENDY HEATHCOCK: ACCESS TO COUNCIL MINUTES

Ms Heathcock asked the following questions:

Question 1

How does the Council distribute the minutes besides the website?

City of Mandurah Response

The Chief Executive Officer advised that minutes are made available in the City's Administration building for public inspection.

Question 2

Is this written anywhere?

City of Mandurah Response

The Chief Executive Officer advised that the City will review how this is communicated.

8. PUBLIC STATEMENT TIME

8.1 SALLY-ANNE KELLY: OFF LEAD DOG PARKS

Ms Kelly stated that she is very happy that Karinga Park will be off lead to dogs. Harry Perry Park could also be off lead. The off lead park at Lord Hobart Drive is lovely but only has one seat, needs more and a rubbish bin.

9. LEAVE OF ABSENCE REQUESTS

G.2/9/23 LEAVE OF ABSENCE: COUNCILLOR A KEARNS – 1 OCTOBER 2023 TO 8 OCTOBER 2023 (INCLUSIVE)

MOTION

Moved: Councillor C Knight
Seconded: Councillor D Wilkins

That leave of absence be granted to Councillor A Kearns from 1 October 2023 to 8 October 2023 (inclusive).

CARRIED: 13/0

FOR: Cr C Knight, Cr D Wilkins, Cr Schumacher, Cr B Pond, Cr J Green, Cr C Di Prinzio, Cr D Pember, Cr A Kearns, Cr P Jackson, Cr A Zilani, Cr P Rogers, Cr R Burns, Mayor R Williams

AGAINST: Nil

10. PETITIONS

G.3/9/23 C O'HARA: REVIEW OF LOCAL LAWS

Councillor R Burns presented a petition containing the signatures of 30 residents requesting a review of *City of Mandurah Waste Management Local Law 2010*.

MOTION

Moved: Councillor R Burns

Seconded: Councillor D Schumacher

That the petition be received and referred to officers in Business Services.

CARRIED: 13/0

FOR: Cr R Burns, Cr Schumacher, Cr B Pond, Cr J Green, Cr C Di Prinzio, Cr D Pember, Cr D Wilkins, Cr A Kearns, Cr C Knight, Cr P Jackson, Cr A Zilani, Cr P Rogers, Mayor R Williams

AGAINST: Nil

G.4/9/23 ALAN KIME: REQUEST TO CLOSE ALLEYWAY BETWEEN LESLIE STREET AND PALLINUP PLACE , DUDLEY PARK

Councillor D Pember presented a petition containing the signatures of 15 residents requesting the closure of the alleyway between Leslie Street and Pallinup Place, Dudley Park.

MOTION

Moved: Councillor D Pember

Seconded: Councillor D Wilkins

That the petition be received and referred to relevant officers.

CARRIED: 13/0

FOR: Cr D Pember, Cr D Wilkins, Cr R Burns, Cr Schumacher, Cr B Pond, Cr J Green, Cr C Di Prinzio, Cr A Kearns, Cr C Knight, Cr P Jackson, Cr A Zilani, Cr P Rogers, Mayor R Williams

AGAINST: Nil

11. PRESENTATIONS

Nil.

12. DEPUTATIONS

Nil.

13. CONFIRMATION OF MINUTES

G.5/9/23 CONFIRMATION OF COUNCIL MINUTES: TUESDAY 22 AUGUST 2023

MOTION

Moved: Councillor D Schumacher

Seconded: Councillor C Knight

That the Minutes of Council Meeting held on Tuesday 22 August 2023 be confirmed.

CARRIED: 13/0

FOR: Cr Schumacher, Cr C Knight, Cr B Pond, Cr J Green, Cr C Di Prinzio, Cr D Pember, Cr D Wilkins, Cr A Kearns, Cr P Jackson, Cr A Zilani, Cr P Rogers, Mayor R Williams, Cr R Burns

AGAINST: Nil

14. ANNOUNCEMENTS BY THE PRESIDING MEMBER

At the invitation of the Mayor, Councillors updated the meeting on the following recent activities:

- 14.1 Councillor C Knight, Plein Air Festival
- 14.2 Councillor A Kearns, R U Ok Day Morning Tea
- 14.3 Councillor D Schumacher, Alcoa Peel Business Excellence Awards Finalists' Announcement Night
- 14.4 Mayor R Williams, acknowledge Councillor A Kearns completing her Diploma in Local Government
- 14.5 Mayor R Williams, acknowledge Executive Manager Community Services receiving the Local Government Development Award
- 14.6 Mayor R Williams, Western Australia Local Government Association Annual General meeting, acknowledge Deputy Mayor C Knight winning outstanding contributions to local government and Councillor D Pember winning the Eminent Service Award.
- 14.7 Mayor, Local Legend - Lyn Nixon, noting this award will be presented at a future Council meeting

15. DECLARATION OF INTERESTS

Nil.

16. QUESTIONS FROM ELECTED MEMBERS

Questions of which due notice has been given

Nil.

Questions of which notice has not been given

16.1 COUNCILLOR R BURNS: FEDERAL VOICE REFERENDUM AND SAND BYPASSING STUDY

Question 1

Councillor R Burns asked has either the Council, Mayor or City of Mandurah adopted a position of advocacy on the upcoming Federal Voice Referendum and, if so, has this position been publicly declared?

Also, has the City contributed to funds to either the Yes Vote or the No Vote campaigns?

City of Mandurah Response

The Chief Executive Officer responded that the City of Mandurah does not have an advocacy position on the Referendum however Elected Members are entitled to hold their own views.

The City of Mandurah has not contributed any funds for the purposes of the Referendum.

Question 2

Councillor R Burns stated that he understood previously that the sand bypassing study, jointly funded by the City of Mandurah and the Dept. of Transport, was due for completion shortly with a presentation to Council expected in November. Can the relevant officer please provide an update for Council?

City of Mandurah Response

The Director Built and Natural Environment advised there will be a briefing to Elected Members in November with final report presented early 2024.

16.2 COUNCILLOR D SCHUMACHER: MEN'S SHED, ANSTRUTHER ROAD AND ULURU STATEMENT OF THE HEART REPORT (2021)

Question 1

Councillor D Schumacher requested an update on the Men's Shed.

City of Mandurah Response

The Director Place and Community advised that City officers are currently in close and regular communication with the Men's Shed in terms of evaluating appropriate sites for a potential new central men shed. There are two sites that will be investigated further for suitability, both of which require a resource allocation for further feasibility, and ultimately approval by the State Government. Due to the City of Mandurah being in caretaker period, it was considered appropriate that this matter be presented to Council following the Local Government Election.

Question 2

Councillor D Schumacher requested an update regarding Anstruther Road intersection.

City of Mandurah Response

The Director Built and Natural Environment advised that the progress and design work is to be carried out shortly. A timeframe will be supplied in due course.

Question 3

Councillor D Schumacher referred to Council Minutes of 25 May 2021 page 15 item 4 Uluru Statement of the Heart, which included a resolution to undertake community engagement and consultation, has this occurred?

City of Mandurah Response

The Director of Place and Community advised that City officers have not undertaken actions relating to the Council resolution. There has been initial discussions at the Reconciliation Steering Group and limited public engagement.

Question 4

Councillor D Schumacher asked whether the City will be undertaking community engagement to ensure that there is no confusion regarding Councils resolution? What will we put in place to ensure that this confusion doesn't occur again?

City of Mandurah

The Director Place and Community advised that this question would be taken on notice.

17. BUSINESS LEFT OVER FROM PREVIOUS MEETING

Nil.

18. RECOMMENDATIONS OF COMMITTEES

G.6/9/23 CONFIDENTIAL ITEM: WORK HEALTH AND SAFETY (WHS) 2022-2023 ANNUAL REVIEW (AR.4/9/23)

Officer Recommendation

That the Audit and Risk Committee recommend that Council:

1. Notes the City's WHS performance for the 2022/23 financial year.
2. Notes the progress of implementation of the 3-Year Strategic WHS Plan.

Committee Recommendation

That the Audit and Risk Committee recommend that Council:

1. Notes the City's WHS performance for the 2022/23 financial year.
2. Notes the progress of implementation of the 3-Year Strategic WHS Plan.

Council Resolution

MOTION

Moved: Councillor J Green
Seconded: Councillor A Kearns

That that Council:

- 1. Notes the City's WHS performance for the 2022/23 financial year.**
- 2. Notes the progress of implementation of the 3-Year Strategic WHS Plan.**

CARRIED: 13/0

FOR: Cr J Green, Cr A Kearns, Cr Schumacher, Cr C Knight, Cr B Pond, Cr C Di Prinzio, Cr D Pember, Cr D Wilkins, Cr P Jackson, Cr A Zilani, Cr P Rogers, Mayor R Williams, Cr R Burns

AGAINST: Nil

19. REPORTS

G.7/9/23 FINANCIAL REPORT AUGUST 2023 (REPORT 1)

Summary

The Financial Report for August 2023 together with associated commentaries, notes on investments, balance sheet information and the schedule of accounts are presented for Elected Members' consideration.

Officer Recommendation

That Council:

1. Receives the Financial Report for August 2023 as detailed in Attachment 2.1 of the report.
2. Receives the Schedule of Accounts for the following amounts as detailed in Attachment 2.3 of the report:

Total Municipal Fund	\$ 11,012,328.00
Total Trust Fund	\$ <u>0.00</u>

\$ 11,012,328.00

- 3 Approves the following budget variations for 2023/24 annual budget:
- 3.1 Increase in capital expenditure of \$11,567* for 23-24 Soft Fall Keith Holmes Reserve
- To be funded from 23-24 Soft Fall Floribunda Park
- 3.2 Increase in capital expenditure of \$5,000* for Port Bouvard Sport and Recreation Centre Small Grant - Community Sporting and Recreation Facility Fund Program
- To be funded from 23-24 Community Sporting and Recreation Facility Fund Program Program - Small Grants
- 3.3 Unbudgeted capital expenditure of \$114,000* for Milgar Reserve BMX Starting Gate
- To be funded from 23-24 Community Sporting and Recreation Facility Fund Program Program - Small Grants capital budget \$38,000*
 - To be funded from 23-24 Fence Renewal Island Point capital budget \$38,000*
 - To be funded from Contribution from Mandurah BMX Club capital revenue \$38,000*
- 3.3 Unbudgeted capital expenditure of \$120,000* for Thompson Street Netball Court Resurface
- To be funded from Asset Management Reserve \$120,000*
- 4 Approves the following adjustments for Capital Works 2023/24 as per 2022/23 Carryover Reconciliation, detailed in Attachment 2.2:
- 4.1 Increase in capital expenditure of \$2,125,728*
- 4.2 Decrease in capital grant revenue of \$49,429*
- 4.3 Increase in unutilised loans of \$221,719*
- 4.4 Increase in transfer from reserve of \$1,953,438*

Council Resolution

MOTION

Moved: Councillor C Knight

Seconded: Councillor D Wilkins

That Council:

- 1 **Receives the Financial Report for August 2023 as detailed in Attachment 2.1 of the report.**
- 2 **Receives the Schedule of Accounts for the following amounts as detailed in Attachment 2.3 of the report:**
- | | |
|-----------------------------|--------------------------------|
| Total Municipal Fund | \$ 11,012,328.00 |
| Total Trust Fund | \$ 0.00 |
| | <u>\$ 11,012,328.00</u> |
- 3 **Approves the following budget variations for 2023/24 annual budget:**

- 3.1 Increase in capital expenditure of \$11,567* for 23-24 Soft Fall Keith Holmes Reserve
 - To be funded from 23-24 Soft Fall Floribunda Park
- 3.2 Increase in capital expenditure of \$5,000* for Port Bouvard Sport and Recreation Centre Small Grant - Community Sporting and Recreation Facility Fund Program
 - To be funded from 23-24 Community Sporting and Recreation Facility Fund Program Program - Small Grants
- 3.3 Unbudgeted capital expenditure of \$114,000* for Milgar Reserve BMX Starting Gate
 - To be funded from 23-24 Community Sporting and Recreation Facility Fund Program Program - Small Grants capital budget \$38,000*
 - To be funded from 23-24 Fence Renewal Island Point capital budget \$38,000*
 - To be funded from Contribution from Mandurah BMX Club capital revenue \$38,000*
- 3.3 Unbudgeted capital expenditure of \$120,000* for Thompson Street Netball Court Resurface
 - To be funded from Asset Management Reserve \$120,000*
- 4 Approves the following adjustments for Capital Works 2023/24 as per 2022/23 Carryover Reconciliation, detailed in Attachment 2.2:
 - 4.1 Increase in capital expenditure of \$2,125,728*
 - 4.2 Decrease in capital grant revenue of \$49,429*
 - 4.3 Increase in unutilised loans of \$221,719*
 - 4.4 Increase in transfer from reserve of \$1,953,438*

CARRIED WITH ABSOLUTE MAJORITY: 13/0

FOR: Cr C Knight, Cr D Wilkins, Cr J Green, Cr A Kearns, Cr Schumacher, Cr B Pond, Cr C Di Prinzio, Cr D Pember, Cr P Jackson, Cr A Zilani, Cr P Rogers, Mayor R Williams, Cr R Burns

AGAINST: Nil

G.8/98/23 SWEARING IN CEREMONY FOR NEW ELECTED MEMBERS (REPORT 2)

Summary

Following a Local Government Election, a person elected as a councillor is required to make a declaration in the prescribed form before acting in the office in accordance with the Section 2.29 and Schedule 2.3, Division 2 of the *Local Government Act 1995* (the Act). At the Ordinary Council Meeting of 22 November 2022, Council approved the Swearing In Ceremony for the newly Elected Members to be held on Monday 23 October 2023.

Due to the recent amendments to the *Local Government (Election) Regulations 1997* and the introduction of Optional Preferential Voting (OPV), which may impact on the timeframes for declaring the election results, it is recommended that the Swearing In Ceremony be held on Thursday 26 October 2023.

Traditionally the City has held the election of the deputy mayor at a Special Council Meeting following the Swearing In Ceremony. It is now recommended that Council cancel the Special Council Meeting scheduled for 23 October 2023 and hold the election of the deputy mayor at the Ordinary Council Meeting scheduled for 31 October 2023.

Officer Recommendation

That Council:

1. Cancels the Special Council Meeting scheduled for 23 October 2023.
2. Approve the change to the date of the Swearing In Ceremony from Monday 23 October 2023 to Thursday 26 October 2023 commencing at 5:30pm, to be held in the Council Chambers.
3. Notes that the election of the Deputy Mayor will be held at the Ordinary Council Meeting on 31 October 2023.

Council Resolution

MOTION

Moved: Councillor J Green
Seconded: Councillor B Pond

That Council:

1. **Cancels the Special Council Meeting scheduled for 23 October 2023.**
2. **Approve the change to the date of the Swearing In Ceremony from Monday 23 October 2023 to Thursday 26 October 2023 commencing at 5:30pm, to be held in the Council Chambers.**
3. **Notes that the election of the Deputy Mayor will be held at the Ordinary Council Meeting on 31 October 2023.**

CARRIED: 13/0

FOR: Cr J Green, Cr B Pond, Cr C Knight, Cr D Wilkins, Cr A Kearns, Cr Schumacher, Cr C Di Prinzio, Cr D Pember, Cr P Jackson, Cr A Zilani, Cr P Rogers, Mayor R Williams, Cr R Burns

AGAINST: Nil

20. MOTIONS OF WHICH NOTICE HAS BEEN GIVEN

Nil.

21. NOTICE OF MOTIONS FOR CONSIDERATION AT THE FOLLOWING MEETING

Nil.

22. LATE AND URGENT BUSINESS ITEMS

Nil.

23. CONFIDENTIAL ITEMS

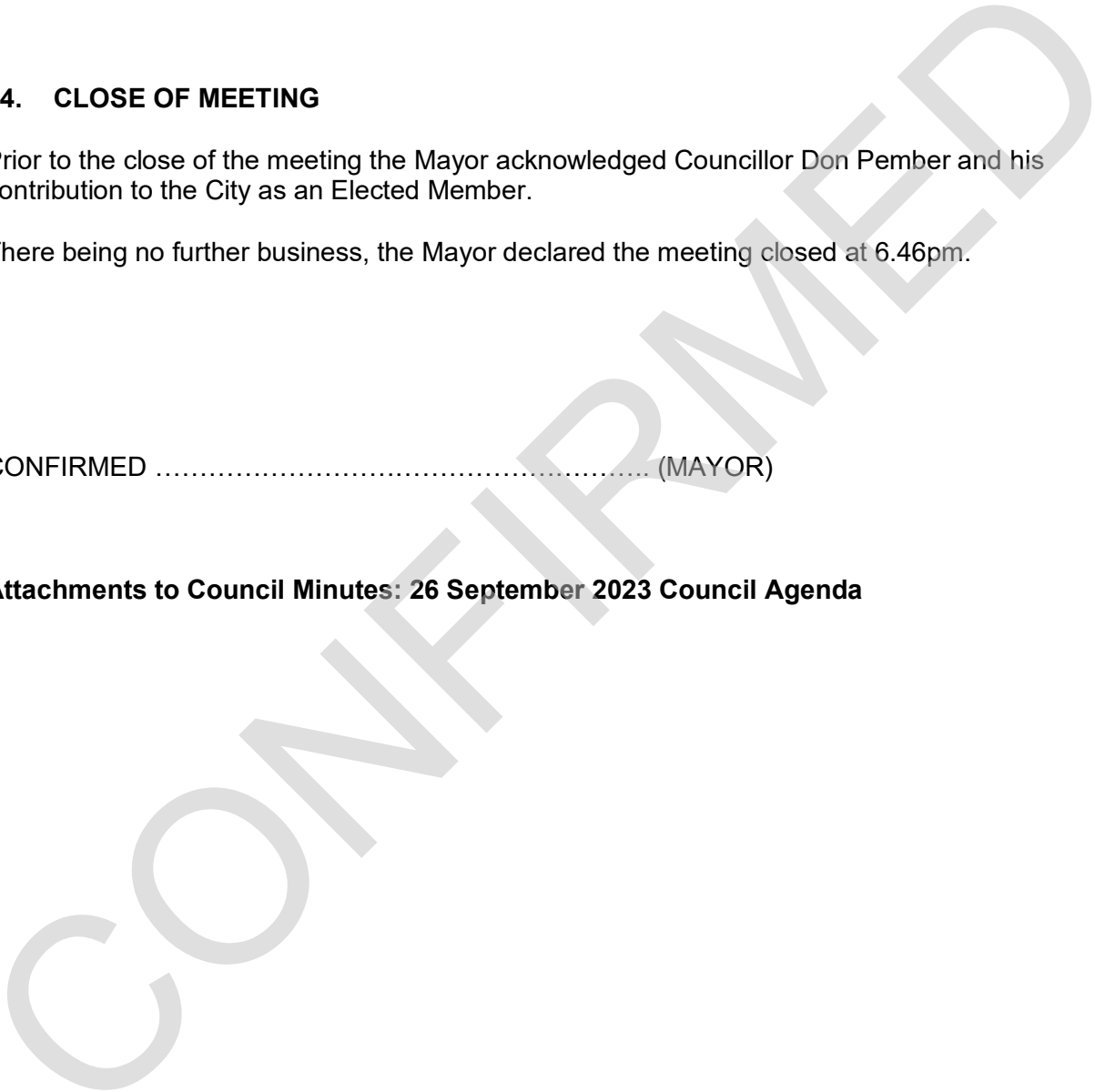
24. CLOSE OF MEETING

Prior to the close of the meeting the Mayor acknowledged Councillor Don Pember and his contribution to the City as an Elected Member.

There being no further business, the Mayor declared the meeting closed at 6.46pm.

CONFIRMED (MAYOR)

Attachments to Council Minutes: 26 September 2023 Council Agenda



NOTICE OF MEETING

ORDINARY COUNCIL

Members of Council are advised that a meeting will be held in the Council Chambers 83 Mandurah Terrace, Mandurah on:

Tuesday 26 September 2023 at 5.30pm

CASEY MIHOVILOVICH

Chief Executive Officer

21 September 2023

AGENDA

1. OPENING OF MEETING AND ANNOUNCEMENT OF VISITORS

2. ACKNOWLEDGEMENT OF COUNTRY

3. APOLOGIES

4. IMPORTANT NOTE

Members of the public are advised that any decisions made at the meeting tonight, can be revoked, pursuant to the *Local Government Act 1995*. Therefore, members of the public should not rely on any decisions until formal notification in writing by Council has been received.

5. ANSWERS TO QUESTIONS TAKEN ON NOTICE

See attachment 5.1

6. AMENDMENT TO STANDING ORDERS

Modification to *Standing Orders Local Law 2016* - electronic attendance at meeting.

7. PUBLIC QUESTION TIME

Public Question time provides an opportunity for members of the public to ask a question of Council. For more information regarding Public Question Time please visit the City's website mandurah.wa.gov.au or telephone 9550 3787.

8. PUBLIC STATEMENT TIME

Any person or group wishing to make a Public Statement to Council regarding a matter concerning local government must complete an application form. For more information regarding Public Statement Time please visit the City's website mandurah.wa.gov.au or telephone 9550 3787.

9. LEAVE OF ABSENCE REQUESTS

10. PETITIONS

10.1 Request the closure of alleyway between Leslie Street and Pallinup Place, Dudley Park

11. PRESENTATIONS**12. DEPUTATIONS**

Any person or group wishing to make a Deputation to Council regarding a matter listed on this agenda for consideration must complete an application form. For more information regarding making a deputation please visit the City's website mandurah.wa.gov.au or telephone 9550 3787.

13. CONFIRMATION OF MINUTES

13.1 Ordinary Council Meeting: Tuesday 22 August 2023

Minutes available on the City's website via mandurah.wa.gov.au/council/council-meetings/agendas-and-minutes

14. ANNOUNCEMENTS BY THE PRESIDING MEMBER (WITHOUT DISCUSSION)**15. DECLARATIONS OF FINANCIAL, PROXIMITY AND IMPARTIALITY INTERESTS****16. QUESTIONS FROM ELECTED MEMBERS (WITHOUT DISCUSSION)**

16.1 Questions of which due notice has been given

16.2 Questions of which notice has not been given

17. BUSINESS LEFT OVER FROM PREVIOUS MEETING**18. RECOMMENDATIONS OF COMMITTEES**

18.1 Adoption of Recommendations of the Audit and Risk Committee Meeting: 4 September 2023

<i>Minute</i>	<i>Item</i>	<i>Page No</i>	<i>Interests Declared / Additional Information</i>
AR.4/9/23	Confidential Report: Work Health and Safety (WHS) 2022-2023 Annual Review	Confidential Page 1-12	

19. REPORTS

<i>No.</i>	<i>Item</i>	<i>Page No</i>	<i>Note</i>
1	Finance Report August 2023	6-35	Absolute Majority Required
2	Swearing in Ceremony for new Elected Members	36-38	

20. MOTIONS OF WHICH NOTICE HAS BEEN GIVEN

21. NOTICE OF MOTIONS FOR CONSIDERATION AT THE FOLLOWING MEETING

22. LATE AND URGENT BUSINESS ITEMS

23. CONFIDENTIAL ITEMS

24. CLOSE OF MEETING

RESPONSE TO QUESTIONS TAKEN ON NOTICE AT THE COUNCIL MEETING HELD ON 22 AUGUST 2023

6.1. LEAH MANSFIELD: REPAIRS THOMPSON STREET NETBALL COURTS

Question 3:

This week we were advised that while the City agreed court 6 was unfit to play on and has been closed, they deemed court 7 and 10 are still in a safe enough condition to be hired out and that it is at the discretion of the hirer as to whether they deem those courts unsafe to play on. Additionally, they are required to report any hazards/damage they identify. This directly contradicts previous information we have been sent around those courts. Can you advise what measurement or report is used to deem court 7 and 10 safe or unsafe to play on and who is liable if an injury was to occur as a result of the damage or hazards on those courts?

City of Mandurah Response:

The Manager Recreation Services has confirmed that the City has followed the advice of the Mandurah Netball Association and has removed the hire of courts 6, 7 and 10 from the City's booking system.

Question 4:

At the last meeting we asked a question regarding the City's HSE policy relating to inspection and preventative maintenance of facilities hired out to community sporting organisations. We were informed that the City performs condition inspections of its infrastructure assets, as a minimum every 5 years. When was the last inspection conducted? Is there a report available regarding that inspection and when is the next inspection due to take place?

City of Mandurah Response:

The last condition inspection of the Thomson Street Netball Pavilion was performed in February 2021. Based on this inspection, the roof and floor coverings have been listed under the City's buildings renewal program and these works are expected to be completed in the next financial year. City officers will discuss the inspection findings in detail with the Mandurah Netball Association at the next fortnightly meeting.

6.5. CLIFF HORTON: 15 MINUTE CITIES

Does the City have any plans for Mandurah to be a 15 minute city now or in the future? Has this been discussed or is the City discussing it?

Response:

For context, the idea of having places to live, places to work, places to recreate and places to shop within 15 minutes has been a long standing urban planning principle since the 1920's. This followed a time when planning rules that were largely brought in to separate these uses due to public health with people living close to factories and industrial areas.

Cities that are spread out through urban sprawl are now experiencing challenges with costs of transport and now with many more people in the workforce, time spent travelling is a key social issue.

**RESPONSE TO QUESTIONS TAKEN ON NOTICE AT THE COUNCIL MEETING HELD ON
22 AUGUST 2023**

Mandurah's geographic layout provides many challenges, however, most people have the opportunity to live close to shops, community facilities and open spaces. The City is working hard on improving employment opportunities within Mandurah, as census data suggests that many people need to leave Mandurah to work unless they are employed in service based industries.

The City is aware that the concept of a '15 minute city' has been interpreted to have wider implications with regard to data and privacy. The City of Mandurah has no plans to be a designated '15 minute city' beyond the planning principle of making places to live, work, shop and recreate closer to each other and to reduce travel costs and time for its residents.

1	SUBJECT:	Financial Report August 2023
	DIRECTOR:	Business Services
	MEETING:	Council Meeting
	MEETING DATE:	26 September 2023

Summary

The Financial Report for August 2023 together with associated commentaries, notes on investments, balance sheet information and the schedule of accounts are presented for Elected Members' consideration.

Disclosure of Interest

Nil

Previous Relevant Documentation

- G.24/7/23 25/07/2023 Budget Adoption 2023/2024

Background

Nil

Comment

Financial Summary

The financial report for August 2023 shows an actual surplus for this period of \$92.5 million. The reason the first six months of any financial year has a large surplus is because over 80% of the total revenue has been recognised (from raising of rates and other grants and fees), however most of the City's expenditure occurs evenly over the 12 months. This results in a timing variance and the actual surplus reduces as the financial year progresses.

The opening surplus is currently \$1.5 million. The opening surplus will be reduced once all invoices have been received and the end of year adjustments have been made for the 2022/2023 financial year. The actual opening surplus as at 30 June 2023 will not be finalised until December 2023 and therefore over the next few months, the actual opening surplus will change until such time as the Audit Report and the 2022/23 Annual Financial Statements are adopted by Council. The changes in the actual opening surplus is due to adjustments being made in accordance with the Accounting Standards.

A summary of the financial position for August 2023 is detailed in the table below:

	Current Budget	YTD Budget (a)	YTD Actual (b)	Var. (b)-(a)	Var.% (b)-(a)/(a)
	\$ 000s	\$ 000s	\$ 000s	\$ 000s	%
Opening Funding Surplus / (Deficit)	600	600	1,501	901	150%
Revenue					
Revenue from operating activities	134,625	111,663	111,489	(174)	0%
Capital revenue, grants and Contribution	17,707	2,951	240	(2,712)	-92%
	152,332	114,614	111,729	(2,886)	
Expenditure					
Operating Expenditure	(153,866)	(26,050)	(21,704)	4,347	-17%
Capital Expenditure	(46,833)	(7,441)	(3,727)	3,713	-50%
	(200,699)	(33,491)	(25,431)	8,060	
Non-cash amounts excluded from operating activities	33,870	5,734	5,799	65	1%
Non-cash amounts excluded from investing activities	500	500	-	(500)	-100%
Other Capital Movements	12,906	(789)	(1,066)	(277)	35%
Closing Funding Surplus / (Deficit)	(490)	87,168	92,532	5,363	6%

The following table highlights the status of the City's key capital projects for the 2023/2024 financial year:

Project	2023/24 Actuals Incl. CMT \$`000s	2023/24 Annual Budget \$`000s	On Time / On Budget	Asset Classification	Comment
MARC Roof Repairs	5,514	3,860	The project completion date is expected to be early 2024. The annual budget will be adjusted as part of the EOFY Actuals Budget Adjustments.	<i>Buildings</i>	<i>Project status:</i> Works are progressing, with demolition complete, and are expected to be completed by early 2024.

Eastern Foreshore South Precinct	1,295	1,465	<p>Completed</p> <p>The project's original date of completion was January 2022, and the project was substantially be completed in August 2022.</p> <p>The project remains within the budget allocated.</p> <p>The toilet block and surrounds are expected to be completed by early 2024.</p>	Parks	<p><i>Project status:</i></p> <p><u>Estuary Pool</u> The Estuary Pool was opened to the public on 24 December 2021.</p> <p><u>Eastern Foreshore South – Reserve Area</u> Carpark reconfiguration and paving is complete. The concrete seating wall and soft landscaping works are complete. Works to the southern end of the Eastern Foreshore area are complete. The Mobility Scooter Charging Station will be progressed as part of the toilet block and surrounds construction work.</p> <p><u>Toilet Block</u> Site works have commenced and the toilet block is expected to be completed in early 2024.</p>
Eastern Foreshore North/Central Precinct	348	1,297	<p>The project completion date is expected to be mid-2025. A concept design cost estimate has indicated that funds may need to be reallocated from within the Waterfront project to ensure all key elements are delivered.</p>	Parks	<p><i>Project status:</i></p> <p>The design is progressing on target for construction to commence after Crabfest in 2024.</p>
Coodanup Foreshore	417	1,379	<p>The Stage 1 and 2 completion date is expected to be June 2024.</p>	Parks	<p><i>Project status:</i></p> <p>Site works have commenced and all furniture, playground items and materials have been procured.</p>
RC Peel Street Stage 4	62	1,712	<p>The project completion date is expected to be June 2024.</p>	Roads	<p><i>Project status:</i></p> <p>Final site service relocation works are complete.</p>

Dawesville Community Centre	377	2,737	The project completion date is expected to be early 2025.	<i>Buildings</i>	<i>Project status:</i> Documentation for construction is finalised with tenders for construction expected to be advertised in September and construction to commence in 2024.
Falcon Coastal Shared Path	61	1,161	The project completion date is expected to be early 2025.	<i>Roads</i>	<i>Project status:</i> Design presently being completed and community engagement to be commenced in September. Environmental, landscaping and activation plans in progress. Western Power relocation clearing requirements to be assessed and progressed. Stage 1 construction is expected to commence in early 2024.

Statutory Environment

Local Government Act 1995 Section 6.4 Financial Report
Local Government (Financial Management) Regulations 1996 Part 4 Financial Reports

Policy Implications

Nil

Financial Implications

Any material variances that have an impact on the outcome of the budgeted surplus position are explained in the Monthly Financial Report, as detailed in Attachment 2.1.

Risk Analysis

Nil

Strategic Implications

The following strategy from the City of Mandurah Strategic Community Plan 2020 – 2040 is relevant to this report:

Organisational Excellence:

- Ensure the City has the capacity and capability to deliver quality services and facilities through accountable and transparent business practices.

2023/24 Budget Variations

Sofffall Keith Holmes Reserve

The Sofffall Keith Holmes Reserve capital project has a current budget of \$27,183.36. The project scope increased to include the entire play area, rather than a small section, therefore, it is requested that the budget for this project be increased by \$11,567 to enable completion of the entire play area.

This \$11,567 increase in the budget is proposed to be funded from predicted savings in the SF Floribunda Park capital project.

Port Bouvard Sport and Recreation Centre - Small Grant – Community Sporting and Recreation Facility Fund

The Port Bouvard Sport and Recreation Centre (PBSRC) capital project has a current budget of \$40,832.

The Department of Local Government Sport and Cultural Industries has notified the City of Mandurah that it will be reducing the Port Bouvard Sport and Recreation Centre grant by \$5,000 which will require the City funding to be increased by the same amount to deliver the project.

It is proposed that the additional \$5,000 increase in budget be funded from 2023-2024 Community Sporting and Recreation Facility Fund Program (CSRFF) – Small Grants capital project.

Milgar Reserve BMX Starting Gate

The Milgar Reserve BMX Starting Gate is a new capital project required to replace the BMX starting gate to ensure BMX can continue to undertake their sporting commitments.

It is recommended that a budget variation be approved to move \$114,000 from the following capital projects with identified savings, to the new Milgar Reserve BMX Starting Gate capital project to enable this project to be undertaken:

2023-2024 CSRFF Program – Small Grant	\$38,000
Fencing Renewal Island Point	\$38,000
Contribution from Mandurah BMX Club	\$38,000
Total	\$114,000

Thompson Street Netball Court Resurface

Emergency work is required to be undertaken to resurface four courts at Thompson Street Netball Courts as a temporary fix to allow games to continue safely in the short term. A longer-term solution will be included in the Long-Term Financial Plan.

It is proposed that an increase of \$120,000 to the budget be funded from the Asset Management Reserve.

2022/23 Carryovers Reconciliation

Capital

In the June 2023 Financial Report, Council approved adjustments for 2022/23 Capital Works Carryovers. As part of this process in identifying the carryover projects, City officers estimated the forecasted expenditure of the incomplete projects based on the expected stage of completion at 30 June 2023. The 2022/23 Budget was then adjusted to reflect this forecasted spend up to 30 June 2023. A reconciliation has been prepared since the end of the financial year based on the year-end actuals versus the adjusted 2022/23 Budget to correctly calculate what should have been carried forward for those projects into 2023/24.

A combination of overspends and underspends for the 2022/23 carryover projects has resulted in an additional \$2,125,728 to be adjusted in the capital works program for the 2023/24 financial year. A detailed list of the carryover projects requiring adjustment is shown on Attachment 2.2.

The following projects, totalling \$505,659, were expected to be delivered in 2022/23, therefore weren't included in the June 2023 Financial Report, however these projects couldn't be completed by 30 June 2023 and they will need to be included in the 2023/24 carryover, already included in the additional \$2,125,728.

Project Name	Project Progress Details
<i>Administration Building – Foyer Upgrade</i>	<i>Construction complete.</i>
<i>22-23 LED Building – Foyer Upgrade</i>	<i>Construction complete.</i>
<i>Mandurah Community House (MFHS & Pottery House) Roof</i>	<i>Construction complete.</i>
<i>Other Buildings Renewal</i>	<i>MPAC Fly Tower Water proofing Construction 90% ; Due for completion October 2023</i>
<i>Mandurah Library Re Roofing Project</i>	<i>Construction complete.</i>
<i>Dawesville Foreshore Reserve (Leura Street) Rock Protection</i>	<i>Construction complete.</i>
<i>Dawesville Foreshore Reserve (Avon Court) Rock Protection</i>	<i>Construction complete.</i>
<i>Lakelands-Madora Bay Pedestrian Bridge</i>	<i>Design only ; Due for completion by Dec</i>
<i>MARC Geothermal Pump & VSD</i>	<i>Construction complete.</i>
<i>South East Dawesville – Boundary Fence</i>	<i>Construction complete.</i>
<i>Mandurah Ocean Marina Bocce Court Upgrade</i>	<i>Construction 50% ; Due for completion October 2023</i>
<i>Merlin Street Activation Plan – Implementation</i>	<i>Construction 90% ; Due for completion October 2023</i>
<i>Installation of CCTV – Giants of Mandurah Coodanup Foreshore</i>	<i>Construction complete.</i>
<i>Merlin Street Reserve Southern Car Park</i>	<i>Construction complete.</i>
<i>Installation of Flood Lighting at Mandurah Tennis Club</i>	<i>Construction complete.</i>
<i>22-23 SF Street Furniture New Program</i>	<i>Construction complete.</i>
<i>Peel Street – Power Relocation</i>	<i>Construction complete.</i>

The \$2,125,728 increase in the 2023/24 financial year capital expenditure is made up of the following funding sources:

Decrease in external grant funding	(\$49,429)
Increase in unutilised loans	\$221,719
Increase in transfer from reserves	\$1,953,438

Conclusion

The City strives to manage its finances adequately and maintain expenditure within budget to ensure services that have been approved through the budget process are fully funded.

It is recommended that Council receive the Monthly Financial Report and the Schedule of Accounts.

NOTE:

- Refer **Attachment 1.1 Monthly Financial Report**
Attachment 1.2 2022/23 Capital Carryovers to 2023/24
Attachment 1.3 Schedule of Accounts (electronic only)

RECOMMENDATION

That Council:

- 1 Receives the Financial Report for August 2023 as detailed in Attachment 1.1 of the report.
- 2 Receives the Schedule of Accounts for the following amounts as detailed in Attachment 1.3 of the report:

Total Municipal Fund	\$ 11,012,328.00
Total Trust Fund	<u>\$ 0.00</u>
	<u>\$ 11,012,328.00</u>
- 3 Approves the following budget variations for 2023/24 annual budget:
 - 3.1 Increase in capital expenditure of \$11,567* for 23-24 Softfall Keith Holmes Reserve
 - To be funded from 23-24 Softfall Floribunda Park
 - 3.2 Increase in capital expenditure of \$5,000* for Port Bouvard Sport and Recreation Centre Small Grant - Community Sporting and Recreation Facility Fund Program
 - To be funded from 23-24 Community Sporting and Recreation Facility Fund Program Program - Small Grants
 - 3.3 Unbudgeted capital expenditure of \$114,000* for Milgar Reserve BMX Starting Gate
 - To be funded from 23-24 Community Sporting and Recreation Facility Fund Program Program - Small Grants capital budget \$38,000*
 - To be funded from 23-24 Fence Renewal Island Point capital budget \$38,000*
 - To be funded from Contribution from Mandurah BMX Club capital revenue \$38,000*
 - 3.4 Unbudgeted capital expenditure of \$120,000* for Thompson Street Netball Court Resurface
 - To be funded from Asset Management Reserve \$120,000*
- 4 Approves the following adjustments for Capital Works 2023/24 as per 2022/23 Carryover Reconciliation, detailed in Attachment 1.2:
 - 4.1 Increase in capital expenditure of \$2,125,728*
 - 4.2 Decrease in capital grant revenue of \$49,429*
 - 4.3 Increase in unutilised loans of \$221,719*
 - 4.4 Increase in transfer from reserve of \$1,953,438*

***ABSOLUTE MAJORITY REQUIRED**

Monthly Financial Report

August 2023



City of Mandurah August 2023

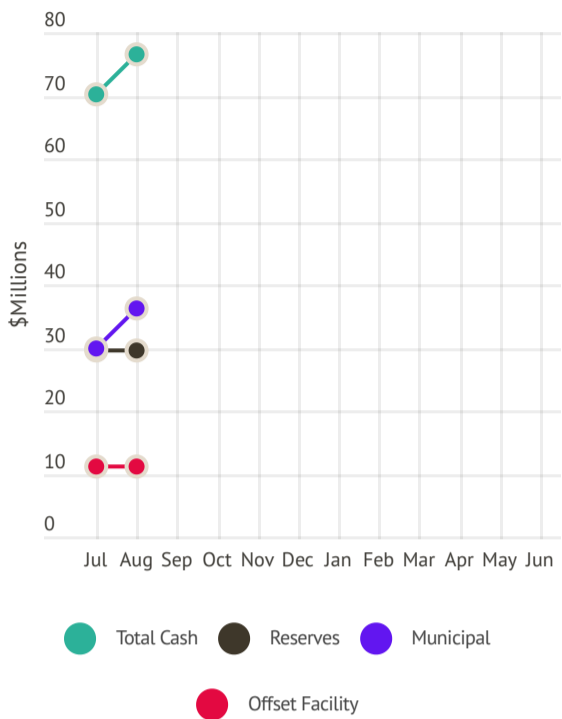
\$490k ▼

Estimated deficit at 30 June 2024 with proposed budget amendments

\$92.5million ▼

Year to Date Actual Surplus

Investments



Loans

- Actual Principal Outstanding \$22.8M ▼
- Actual Principal Repayments Made \$883K ▲
- Actual Interest Paid \$132K ▲
- Actual New Loans Drawn Down \$0 —
- Amount of Interest Saved from Loan Offset Facility \$46K ▲

Rates Outstanding

- 21 Properties with >\$10K outstanding —
- 125 Properties \$3K to \$10K outstanding ▼
- 0 Properties commenced legal action in 23/24 —
- \$2.22M Rates Exemptions —

Sundry Debtors Outstanding

Current accounts due (\$26.0M) ▼
New Aged Debtor reporting functions being developed post Phase 2 implementation.

Budget Proposed Amendments

- Increase in capital expenditure for 2023/24 Keith Holmes Reserve - \$11,567
- Decrease in capital expenditure for 2023/24 SF Floribunda Park - \$11,567
- Increase in capital expenditure for PBSRC Small Grant - CSRFF - \$5,000
- Decrease in capital expenditure for 23-24 CSRFF Program - Small Grants - \$43,000
- Increase in capital expenditure for Milgar Reserve BMX Starting Gate - \$114,000
- Decrease in capital expenditure for 23-24 FR Island Point - \$38,000
- Increase in capital revenue for Contribution from Mandurah BMX Club - \$38,000
- Increase in capital expenditure for Thompson Street Netball Court Resurface - \$120,000
- Decrease in Asset Management Reserve - \$120,000
- Increase in capital expenditure for Capital Works 22/23 Carryovers - \$2,125,728
- Increase in capital revenue for Capital Works 22/23 Carryovers - \$49,429
- Decrease in loans for Capital Works 22/23 Carryovers - \$221,719
- Decrease in reserves for Capital Works 22/23 Carryovers - \$1,953,438

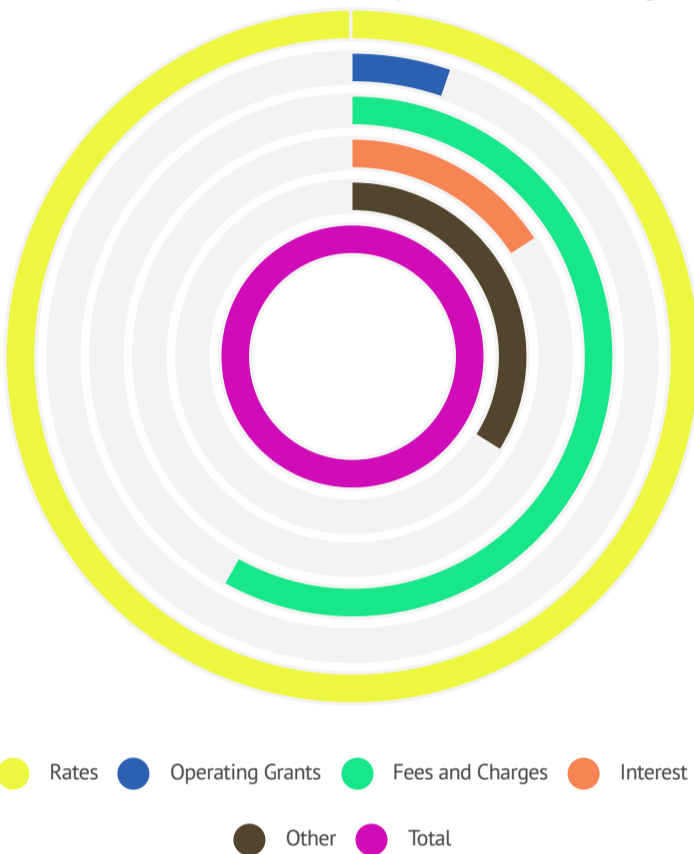
5 Tenders awarded during the month through CEO delegation

1.94% Grants received for the 23/24 year ▲

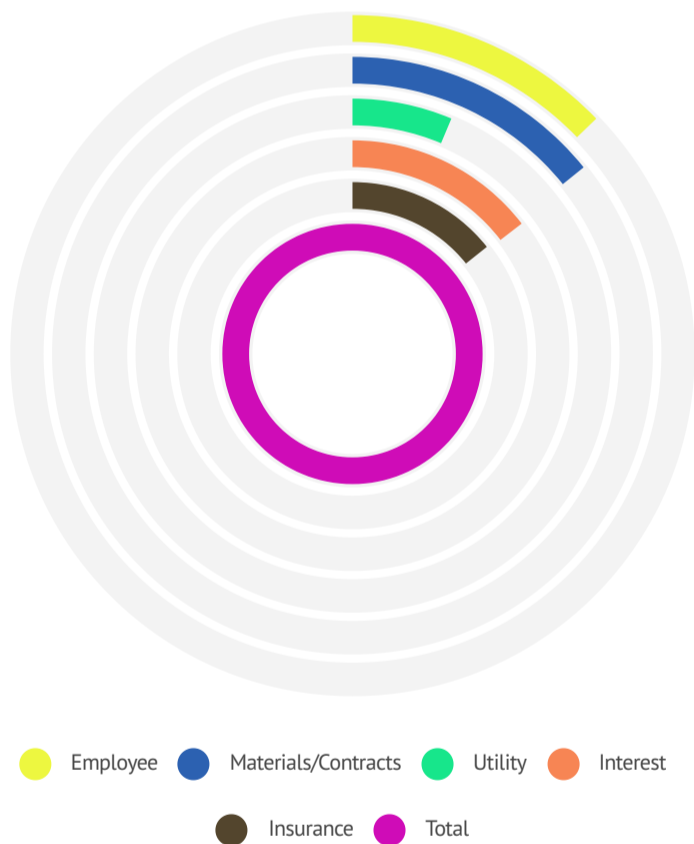
Summary

- Actual Rates Raised \$92.52M
- Actual Rates Received \$19.62M (20.8% collected)
- Actual Operating Revenue \$111.49M
- Actual Capital Revenue \$177K
- Actual Operating Expenditure \$21.70M
- Actual Capital Expenditure \$3.73M
- Actual Proceeds from Sale of Assets \$63

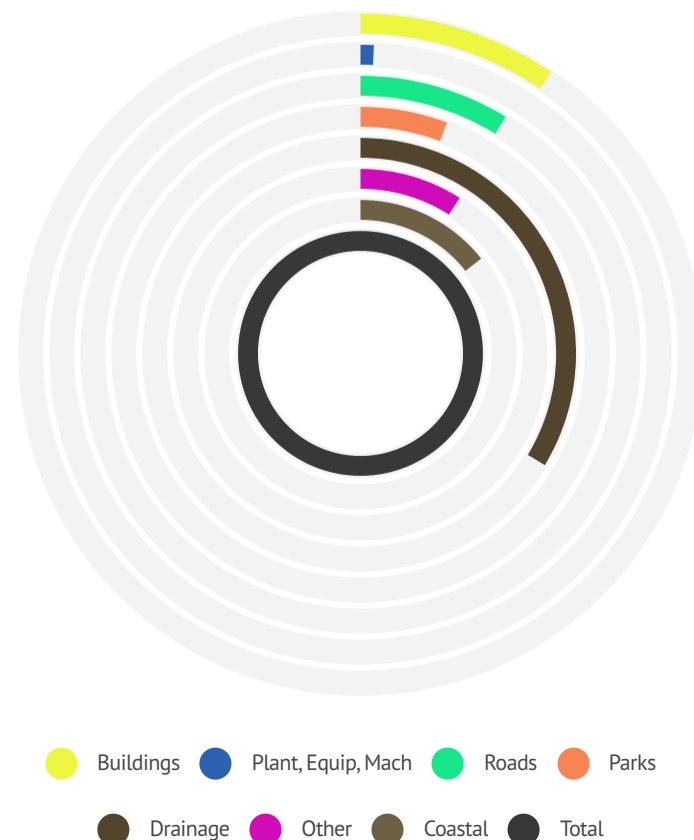
Year to Date Revenue Actuals Compared to Current Budget



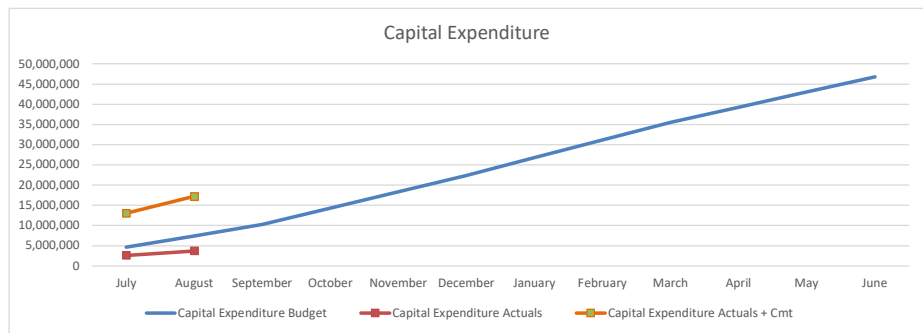
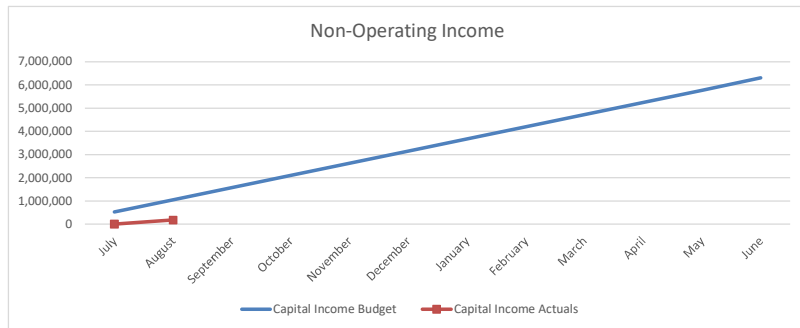
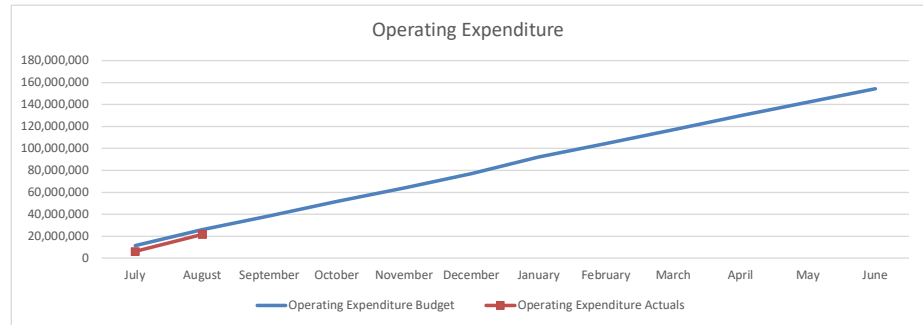
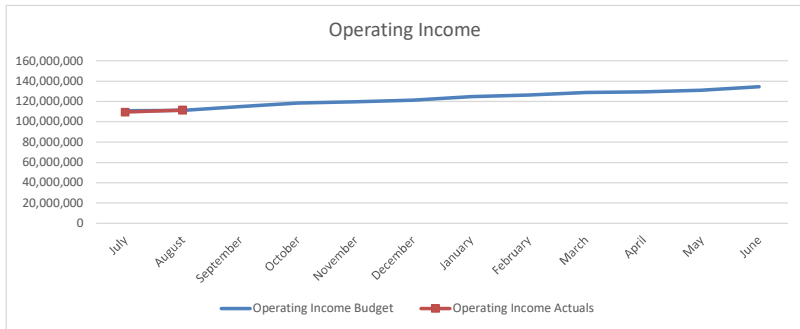
Year to Date Expenditure Actuals Compared to Current Budget



Year to Date Capital Actuals Compared to Current Budget



Buildings Plant, Equip, Mach Roads Parks
Drainage Other Coastal Total



CITY OF MANDURAH
MONTHLY FINANCIAL REPORT
For the Period Ended 31 August 2023

TABLE OF CONTENTS

Statement of Financial Activity by Nature or Type	2
Note 1 Statement of Financial Activity Information	3
Note 2 Cash and Investments	4
Note 3 Receivables	5
Note 4 Disposal of Assets	6
Note 5 Tenders/Quotes Awarded	7
Note 6 Capital Acquisitions	8
Note 7 Borrowings	13
Note 8 Cash Reserves	15
Note 11 Proposed Budget Variations for Council Approval	16
Note 12 Approved Budget Amendments	17
Note 13 Explanation of Material Variances	18

STATEMENT OF FINANCIAL ACTIVITY
FOR THE PERIOD ENDED 31 AUGUST 2023

BY NATURE OR TYPE

	Ref Note	Annual Budget	YTD Budget (a)	YTD Actual (b)	Var. \$ (b)-(a)	Var. % (b)-(a)/(a)	Var.
		\$	\$	\$	\$	%	
Opening Funding Surplus / (Deficit)		600,000	600,000	1,500,863	900,863	150.14%	
Revenue from operating activities							
Rates		92,674,404	92,126,407	92,523,077	396,670	0.43%	
Operating grants, subsidies and contributions		7,221,456	1,608,618	376,921	(1,231,697)	(76.57%)	▼
Fees and charges		30,922,352	18,135,454	17,975,118	(160,336)	(0.88%)	
Interest earnings		3,740,558	623,426	591,554	(31,872)	(5.11%)	
Other revenue		66,631	11,105	22,588	11,483	103.40%	▲
		134,625,401	112,505,010	111,489,258	(1,015,752)	-0.90%	
Expenditure from operating activities							
Employee costs		(55,360,569)	(9,258,861)	(7,077,531)	2,181,330	23.56%	▲
Materials and contracts		(58,101,079)	(9,807,708)	(8,246,353)	1,561,355	15.92%	▲
Utility charges		(4,627,517)	(771,252)	(292,818)	478,434	62.03%	▲
Depreciation on non-current assets		(33,084,683)	(5,734,260)	(5,716,017)	18,243	0.32%	
Interest expenses		(1,125,625)	(217,195)	(163,794)	53,401	24.59%	▲
Insurance expenses		(1,566,711)	(261,118)	(223,949)	37,169	14.23%	▲
Loss on disposal of assets	1(a) & 4	-	-	16,650	16,650	100.00%	▲
		(153,866,184)	(26,050,394)	(21,703,812)	4,346,582	16.69%	
Non-cash amounts excluded from operating activities	1(a)	33,869,873	5,734,260	5,799,418	65,158	1.14%	
Amount attributable to operating activities		14,629,090	92,188,876	95,584,864	3,395,988	(3.68%)	
Investing activities							
Non-operating grants, subsidies and contributions		15,177,820	2,529,637	176,589	(2,353,048)	(93.02%)	▼
Proceeds from disposal of assets	4	2,529,095	421,516	63,063	(358,453)	(85.04%)	▼
Payments for property, plant and equipment	6	(46,832,744)	(7,440,812)	(3,727,494)	3,713,318	49.90%	▲
Amount attributable to investing activities		(29,125,829)	(4,489,660)	(3,487,843)	1,001,817	22.31%	
Non-cash amounts excluded from investing activities	1(b)	500,000	500,000	-	(500,000)	(100.00%)	▼
Amount attributable to investing activities		(28,625,829)	(3,989,660)	(3,487,843)	501,817	12.58%	
Financing Activities							
Proceeds from new debentures	7	7,442,854	-	-	0	0.00%	
Unspent Loans Utilised		1,427,938	-	-	0	0.00%	
Repayment of debentures	7	(4,316,708)	(719,451)	(882,879)	(163,428)	(22.72%)	▼
Payment of lease liability		(512,978)	(85,496)	(12,478)	73,018	85.41%	▲
Proceeds from new interest earning liability		645,000	107,500	-	(107,500)	(100.00%)	▼
Principal elements of interest earning liability		(551,074)	(91,846)	(170,857)	(79,011)	(86.03%)	▼
Transfer from reserves	8	14,907,944	-	-	0	0.00%	
Transfer to reserves	8	(6,136,704)	-	-	0	0.00%	
Amount attributable to financing activities		12,906,272	(789,293)	(1,066,214)	(276,920)	(35.08%)	
Closing Funding Surplus / (Deficit)	1(d)	(490,468)	88,009,923	92,531,670	4,521,747	5.14%	

KEY INFORMATION

▲▼ Indicates a variance between Year to Date (YTD) Actual and YTD Budget data as per the adopted materiality threshold.

Refer to Note 13 for an explanation of the reasons for the variance.

This statement is to be read in conjunction with the accompanying Financial Statements and Notes.

(a) Non-cash items excluded from operating activities

The following non-cash revenue and expenditure has been excluded from operating activities within the Statement of Financial Activity in accordance with Local Government (Financial Management) Regulation 1996.

Notes	Annual Budget	YTD Budget (a)	YTD Actual (b)
Non-cash items excluded from operating activities			
	\$	\$	\$
Adjustments to operating activities			
Movement in liabilities associated with restricted cash	785,190	-	17,500
Movement in employee benefit provisions (non-current)	-	-	82,551
Add: Loss on asset disposals	4	-	(16,650)
Add: Depreciation on assets	33,084,683	5,734,260	5,716,017
Total non-cash items excluded from operating activities	33,869,873	5,734,260	5,799,418

(b) Non-cash items excluded from investing activities

The following non-cash revenue and expenditure has been excluded from investing activities within the Statement of Financial Activity in accordance with Financial Management Regulation 32.

Adjustments to investing activities

Movement in non current liabilities for transfers to acquire or construct non-financial assets to be controlled by the entity			
Movement in current liabilities for transfers to acquire or construct non-financial assets to be controlled by the entity associated with restricted cash	500,000	500,000	-
Total non-cash amounts excluded from investing activities	500,000	500,000	-

(c) Adjustments to net current assets in the Statement of Financial Activity

The following current assets and liabilities have been excluded from the net current assets used in the Statement of Financial Activity in accordance with regulation 32 of the Local Government (Financial Management) Regulations 1996 to agree to the surplus/(deficit) after imposition of general rates.

	Budget Closing 30 Jun 2023	Budget Closing 30 Jun 2024	Year to Date 31 Aug 2023
Adjustments to net current assets			
Less: Reserves - restricted cash	(59,187,157)	(50,429,303)	(59,187,157)
Less: Unspent loans	(310,134)	(310,134)	(3,470,667)
Less: Other receivables	(46,142)	-	(45,475)
Less: Clearing accounts	(28,665)	-	(58,410)
Add: Borrowings	7	4,925,859	4,709,990
Add: Other liabilities	7,502,002	1,115,424	6,838,899
Add: Lease liability	525,226	1,034,492	474,113
Add: Provisions - employee	4,994,037	5,020,443	4,766,142
Add: Loan Facility offset	-	-	11,000,000
Total adjustments to net current assets	(41,624,974)	(38,859,088)	(35,507,518)

(d) Net current assets used in the Statement of Financial Activity

Current assets				
Cash and cash equivalents	2	82,277,523	69,363,561	64,746,801
Rates receivables	3	1,888,578	3,598,072	74,831,113
Receivables	3	293,431	493,585	26,047,196
Other current assets		3,035,019	1,638,336	2,954,880
Less: Current liabilities				
Payables		(20,084,275)	(17,243,936)	(18,940,451)
Borrowings	7	(4,416,112)	(4,709,990)	(4,175,038)
Interest earning liabilities		(522,522)	-	158,081
Unspent non-operating grant, subsidies and contributions liability		(6,979,480)	-	(6,996,980)
Lease liabilities		(525,226)	(1,034,492)	(474,113)
Provisions		(11,841,098)	(13,736,516)	(10,112,301)
Less: Total adjustments to net current assets	1(c)	(41,624,974)	(38,859,088)	(35,507,518)
Closing Funding Surplus / (Deficit)		1,500,863	(490,468)	92,531,670

CURRENT AND NON-CURRENT CLASSIFICATION

In the determination of whether an asset or liability is current or non-current, consideration is given to the time when each asset or liability is expected to be settled. Unless otherwise stated assets or liabilities are classified as current if expected to be settled within the next 12 months, being the Council's operational cycle.

	Total Amount	Interest rate	Total Interest Earnings at Maturity Date	Institution	S&P rating	Deposit Date	Maturity Date	Term days
	\$	\$	\$	\$				
Cash on hand								
Westpac Municipal Bank Account (inc. Bonds Investments & Notice Savers)	8,213,588	Variable		Westpac	AA-	NA	NA	
	8,213,588							
Municipal Investments								
Muni 10 - 9652-46197	30,296	2.00%	150	ANZ	AA-	2/07/2023	1/10/2023	91
Muni 42 - 98-829-1441	6,323,656	4.90%	75,492	NAB	AA-	16/08/2023	14/11/2023	90
Muni 48 - B33713404.116	3,157,779	4.92%	38,265	CBA	AA-	22/08/2023	21/11/2023	91
Muni 49 - 97-760-7420	3,156,374	4.90%	38,094	NAB	AA-	21/08/2023	20/11/2023	91
Muni TD WBC 3 - 032-108 379151	3,039,321	5.20%	39,321	Westpac	AA-	4/07/2023	4/10/2023	92
Muni TD WBC 4 - 032-108 472612	3,037,884	5.01%	37,884	Westpac	AA-	22/08/2023	22/11/2023	92
Muni TD WBC 5 - 032-108 472604	3,037,884	5.01%	37,884	Westpac	AA-	22/08/2023	22/11/2023	92
Muni TD WBC 6 - 032-108 485413	3,037,884	5.01%	37,884	Westpac	AA-	29/08/2023	29/11/2023	92
Muni TD WBC 7	3,037,884	5.01%	37,884	Westpac	AA-	29/08/2023	29/11/2023	92
	27,858,961							
Reserve Investments								
Reserve 42 - 36-976-7906	3,202,860	5.35%	83,222	NAB	AA-	19/06/2023	18/12/2023	182
Reserve 44 - 70-586-3025	3,154,343	5.05%	39,646	NAB	AA-	26/06/2023	26/09/2023	92
Reserve 45 - 70-568-6989	3,148,459	4.45%	68,712	NAB	AA-	27/03/2023	26/09/2023	183
Reserve 47 - B33713404.106	4,200,927	4.22%	43,759	CBA	AA-	17/07/2023	16/10/2023	91
Reserve 48 - B33713404.106	6,291,193	4.33%	132,960	CBA	AA-	17/04/2023	16/10/2023	182
Reserve TD WBC 1 - 032-108 267862	3,363,224	5.20%	43,511	Westpac	AA-	18/07/2023	18/10/2023	92
Reserve TD WBC 2 - 032-108 267897	3,073,722	5.20%	39,766	Westpac	AA-	18/07/2023	18/10/2023	92
Reserve TD WBC 3 - 032-108 267926	3,073,722	5.20%	39,766	Westpac	AA-	18/07/2023	18/10/2023	92
	29,508,451							
Total Municipal and Reserve Funds	65,581,000		834,198.57					

Interest revenue

Investment Interest Accrued	22,397
Investment Interest Matured	470,449
Rates Interest	98,708
	591,554

Interest Earned

\$591,554

Loan Offset Facility	Amount	Interest rate on loans	Interest Saved	YTD Interest Saved
Westpac	11,000,000	6.20%	25,828	45,566

KEY INFORMATION

Cash and cash equivalents include cash on hand, cash at bank, deposits available on demand with banks and other short term highly liquid investments highly liquid investments with original maturities of twelve months or less that are readily convertible to known amounts of cash and which are subject to an insignificant risk of changes in value and bank overdrafts. Bank overdrafts are reported as short term borrowings in current liabilities in the statement of net current assets.

The local government classifies financial assets at amortised cost if both of the following criteria are met:

- the asset is held within a business model whose objective is to collect the contractual cashflows, and
- the contractual terms give rise to cash flows that are solely payments of principal and interest.

Total Municipal Cash	Unrestricted
\$76.58 M	\$47.07 M

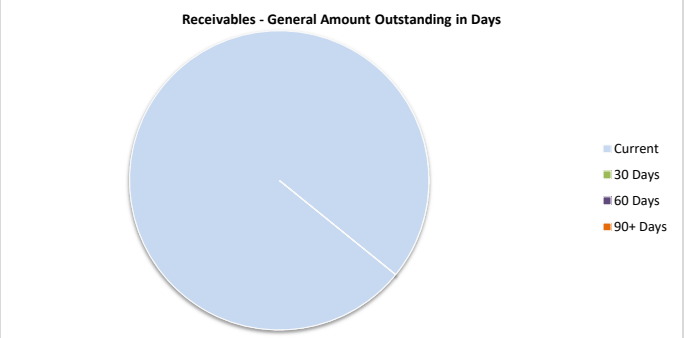
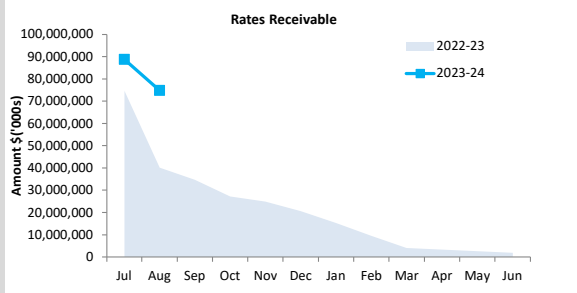
Rates Receivable	30-Jun-23	31-Aug-22	31 Aug 23
	\$		\$
Opening Arrears Previous Years	2,028,200	2,028,200	1,925,935
Rates levied	87,363,981	86,776,157	92,523,077
Less - Collections to date	(87,466,245)	(48,634,958)	(19,619,254)
Equals Current Outstanding	1,925,935	40,169,399	74,829,759
Net Rates Collectable	1,925,935	40,169,399	74,829,759
% Collected	97.8%	54.8%	20.8%

Receivables - General	31-Aug-22	Current	30 Days	60 Days	90+ Days	31 Aug 23
	\$	\$	\$	\$	\$	\$
Balance per Trial Balance						
Sundry receivable	1,134,869	914,523				914,523
Recreation Centres	191,572	188,991				188,991
Mandurah Ocean Marina	1,247,244	(121,242)				(121,242)
GST receivable	252,362	679,709				679,709
Allowance for impairment of receivables	(158,610)	(210,870)				(210,870)
Infringements	881,813	862,666				862,666
Pensioners rates and ESL deferred	4,499,089	7,805,819				7,805,819
Other Receivables	3,990,401	15,927,599				15,927,599
Total Receivables General Outstanding	12,038,740	26,047,196	0	0	0	26,047,196
Percentage		100%	0%	0%	0%	

	31 Aug 22	31 Aug 23
- No. of Legal Proceedings Commenced for the financial year	0	0
- No. of properties > \$10,000 outstanding	26	21
- No. of properties between \$3,000 and \$10,000 outstanding	141	125
- Value of Rates Concession	68,587	48,752
- Value of Rates Exemptions	2,117,724	2,222,551

KEY INFORMATION

Rates and other receivables include amounts due from ratepayers for unpaid rates and service charges and other amounts due from third parties for goods sold and services performed in the ordinary course of business. Receivables expected to be collected within 12 months of the end of the reporting period are classified as current assets. All other receivables are classified as non-current assets. Collectability of rates and other receivables is reviewed on an ongoing basis. Other receivables that are known to be uncollectible are written off when identified. An allowance for doubtful debts is raised when there is objective evidence that they will not be collectible.

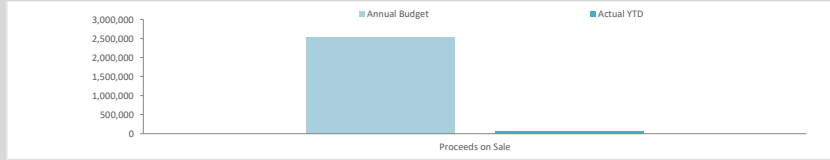


Debtors Due	\$26,047,196
Over 30 Days	0%
Over 90 Days	0%

Collected	Rates Due
20.8%	\$74,829,759

Asset	Asset ID	Asset Owner	Budget				YTD Actual				
			Net Book Value	Proceeds	Profit	(Loss)	Net Book Value	Proceeds	Profit	(Loss)	
			\$	\$	\$	\$	\$	\$	\$	\$	
Land											
Land			1,000,000	1,000,000	0	0	0	0	0	0	
Fleet Assets											
Fleet Assets		Replaced Assets	887,083	887,083	0	0	46,413	63,063	16,650	0	
Carryover Fleet Assets		Replaced Assets	642,012	642,012	0	0	0	0	0	0	
			2,529,095	2,529,095	0	0	46,413	63,063	16,650	0	

KEY INFORMATION



Proceeds on Sale		
Annual Budget	YTD Actual	%
\$2,529,095	\$63,063	2%

**NOTES TO THE STATEMENT OF FINANCIAL ACTIVITY
FOR THE PERIOD ENDED 31 AUGUST 2023**

**NOTE 5
TENDERS/QUOTES AWARDED FOR THE MONTH**

CEO delegation – accepted/rejected tenders during the month
Awarded under Financial Authorisation \$250,000 and above

Tender code	Tender Description	Company Awarded to	Contract Term	Contract Amount
T13-2023	Electrical Services - Pole Lighting	Badenhorst Family Trust T/A MDE Electrical	Two (2) years with one (1) option to extend for a further two (2) years	\$3,648,000 (ex GST) for the term of the contract
T14-2023	Electrical Services - Services	Badenhorst Family Trust T/A MDE Electrical	Three (3) years with one (1) option to extend for an additional two (2) years	\$2,929,619 (ex GST) for the term of the contract
T07-2023	Weed Control - Supply and Apply Herbicides and Pesticides - Separable Package 1	Website Weed and Pest (WA) Pty Ltd	Two (2) years with two (2) options to extend for a further one (1) year	\$750,000 (ex GST) for the term of the contract
T07-2023	Weed Control - Supply and Apply Herbicides and Pesticides - Separable Package 2	Turf Care WA Pty Ltd	Two (2) years with two (2) options to extend for a further one (1) year	\$450,000 (ex GST) for the term of the contract
RFQ13-2023	Supply and Application of Bitumen Spray Seal	Fulton Hogan Industries Pty Ltd	One (1) year with option to extend for a further one (1) year	\$1,800,000 (ex GST) for the term of the contract

**NOTES TO THE STATEMENT OF FINANCIAL ACTIVITY
FOR THE PERIOD ENDED 31 AUGUST 2023**

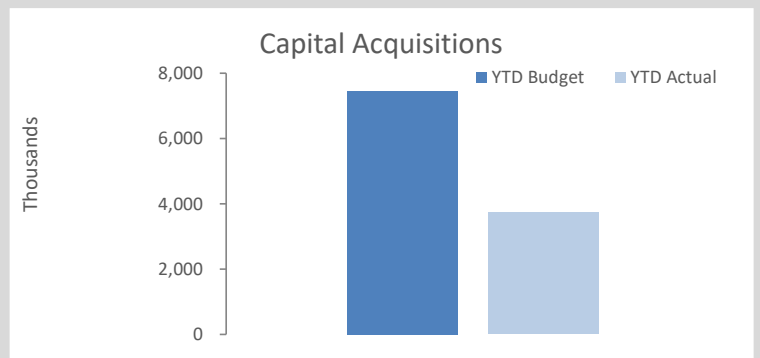
**INVESTING ACTIVITIES
NOTE 6
CAPITAL ACQUISITIONS**

Capital Acquisitions	Adopted Budget	Annual Budget	YTD Budget	YTD Actual	YTD Actual Variance
	\$		\$	\$	\$
Buildings	11,570,935	11,658,872	1,663,432	1,104,845	(558,587)
Equipment	41,461	41,461	16,861	4,561	(12,300)
Machinery	5,880,134	5,880,134	980,022	36,386	(943,637)
Infrastructure - Roads	15,048,273	15,080,157	2,223,363	1,515,621	(707,742)
Bridges	-	-	-	27,576	27,576
Parks	12,905,737	12,923,376	2,350,829	737,170	(1,613,659)
Drainage	692,325	692,324	105,811	233,108	127,298
Coastal & Estuary	334,856	334,856	73,234	48,227	(25,007)
Other Infrastructure	328,001	221,563	27,261	20,001	(7,260)
Capital Expenditure Totals	46,801,721	46,832,744	7,440,812	3,727,494	(3,713,318)
Capital Acquisitions Funded By:					
	\$		\$	\$	\$
City of Mandurah Contribution	9,591,186	9,635,597	6,052,216	3,487,843	(2,564,373)
Capital grants and contributions	15,180,583	15,180,583	1,050,414	176,589	(873,825)
Borrowings	8,870,793	8,870,792	-	-	-
Other (Disposals & C/Fwd)	1,529,095	1,529,095	338,183	63,063	(275,120)
Cash Backed Reserves					
Building Reserve	389,407	389,407	-	-	-
Asset Management Reserve	8,082,620	8,069,233	-	-	-
Sustainability Reserve	50,000	50,000	-	-	-
Sanitation Reserve	570,616	570,616	-	-	-
Plant Reserve	2,537,422	2,537,422	-	-	-
Capital Funding Total	46,801,721	46,832,744	7,440,812	3,727,494	(3,713,318)

SIGNIFICANT ACCOUNTING POLICIES

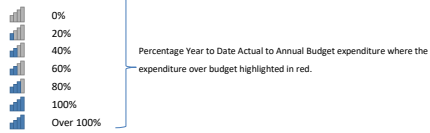
All assets are initially recognised at cost. Cost is determined as the fair value of the assets given as consideration plus costs incidental to the acquisition. For assets acquired at no cost or for nominal consideration, cost is determined as fair value at the date of acquisition. The cost of non-current assets constructed by the local government includes the cost of all materials used in the construction, direct labour on the project and an appropriate proportion of variable and fixed overhead. Certain asset classes may be revalued on a regular basis such that the carrying values are not materially different from fair value. Assets carried at fair value are to be revalued with sufficient regularity to ensure the carrying amount does not differ materially from that determined using fair value at reporting date.

KEY INFORMATION



Acquisitions	Annual Budget	YTD Actual	% Spent
	\$46.83 M	\$3.73 M	8%
Capital Grant	Annual Budget	YTD Actual	% Received
	\$15.18 M	\$.18 M	1%

Capital Expenditure Total
Level of Completion Indicators



Increase

Level of completion indicator, please see table at the end of this note for further detail.

Land	Account Description	Adopted Budget	Annual Budget	YTD Budget	YTD Actual	Remaining Unspent Funds	Comment
Buildings							
750686	22-23 Enhancements to Reserve Changerooms	23,300	23,300	3,883	0	23,300	Construction complete.
750688	22-23 MPAC Internal Refurb	55,000	55,000	9,167	0	55,000	Construction to commence Q3.
750689	Works & Services Building Refurb	555,376	555,376	92,563	4,485	550,891	Construction to commence Q2.
750690	Install walls and roof to the Camera Deck at Rushton Main	15,500	15,500	2,583	0	15,500	Construction to commence Q3.
750694	Tims Thicket Waste Facility - Decommissioning	10,000	10,000	1,667	0	10,000	Construction to commence Q4.
750695	WMC - Upgrade Fire Fighting Infrastructure	150,000	150,000	25,000	0	150,000	Construction to commence Q3.
750696	MPAC - External Steelwork	85,000	85,000	14,167	0	85,000	Construction to commence Q3.
750702	Civic Building Roof Renewal	66,065	66,065	11,011	22,250	43,815	Design only.
750706	Mandurah Community Museum Roof & Gutters	34,326	34,326	5,721	0	34,326	Construction complete.
750708	MARC Sauna Expansion & Refurbishment	35,000	35,000	5,833	0	35,000	Construction 95% complete.
750710	PBSLSC - External Steelwork Painting	30,000	30,000	5,000	0	30,000	Construction to commence Q2.
750712	Refurbishment of Billy Dower Youth Centre	45,000	45,000	7,500	0	45,000	Construction to commence Q3.
750655	MARC Leisure Pool Acoustics	307,400	307,400	51,233	0	307,400	Construction to commence Q2.
750647	Dawesville Community Centre	489,370	489,370	81,562	0	489,370	Refer to Financial Report, Key Capital Projects table.
750657	MPAC Internal Refurb	27,793	27,793	4,632	0	27,793	Construction 95% complete.
750660	WMC Tipping Shed	142,616	142,616	23,769	0	142,616	Construction to commence Q3.
750661	Works & Services Building Refurb	102,805	102,805	17,134	58,176	44,629	Construction 95% complete.
750679	Solar Plan 2021/22	45,260	45,260	7,543	46,020	(760)	Construction 95% complete.
750678	ManPAC RVIF Lighting	266,755	266,755	44,459	0	266,755	Construction to commence Q1.
750681	MARC Roof Repairs	3,860,829	3,860,829	643,472	381,796	3,479,034	Refer to Financial Report, Key Capital Projects table.
750726	Changing Places Eastern Foreshore Mandurah	140,075	140,075	23,346	0	140,075	Construction to commence Q1.
750729	MPAC Fly Tower and Auditorium Facade Cladding and Roof	98,611	98,611	16,435	0	98,611	Design only.
750730	Falcon eLibrary Air Conditioning	144,643	144,643	24,107	5,925	138,718	Construction 95% complete.
750754	23-24 Administration Centre - HVAC Renewal Design	112,421	112,421	12,421	12,421	100,000	Construction to commence Q3.
750738	23-24 Automatic Transfer Switch for the MARC Generator	56,175	56,175	17,286	6,175	50,000	Construction to commence Q2.
750733	23-24 Cinema HVAC Replacement	224,710	224,710	24,710	25,430	199,280	Construction to commence Q3.
750732	23-24 Dawesville Community Centre	2,247,318	2,247,318	247,318	247,318	2,000,000	Construction to commence Q3.
750734	23-24 Enhancements to Reserve Changerooms (unisex amenities)	112,421	112,421	12,421	12,421	100,000	Construction to commence Q3.
750740	23-24 MPAC Flytower Roof and Cladding Renewal	168,597	168,597	18,597	18,597	150,000	Construction to commence Q2.
750735	23-24 MPAC Minor Renewal & Upgrade Works	337,131	337,131	37,131	37,131	300,000	Construction to commence Q3.
750737	23-24 Solar Plan	56,175	56,175	6,175	6,175	50,000	Construction to commence Q3.
750741	23-24 BR Avalon Foreshore Ablution Building Renewal (Design)	45,850	45,850	12,516	5,850	40,000	Design only.
750742	23-24 BR Billy Dower Youth Centre Flooring	41,561	41,561	4,561	4,561	37,000	Construction to commence Q3.
750743	23-24 BR EMCC - Mandurah Community Centre Flooring	129,247	129,247	14,247	14,247	115,000	Construction to commence Q3.
750744	23-24 BR EMCC - Tuart Avenue Building Flooring	59,528	59,528	6,528	6,528	53,000	Construction to commence Q3.
750745	23-24 BR Falcon Library Flooring	48,267	48,267	5,267	5,267	43,000	Construction to commence Q3.
750746	23-24 BR Falcon Library HVAC	56,175	56,175	6,175	7,795	48,380	Construction to commence Q2.
750747	23-24 BR Lions Club of Mandurah Flooring	20,179	20,179	2,179	2,179	18,000	Project is not proceeding in 2023-24.
750748	23-24 BR Mandurah Bowling and Recreation Club Flooring	33,723	33,723	3,723	3,723	30,000	Construction to commence Q3.
750749	23-24 BR Mandurah Community Museum House Flooring	28,088	28,088	3,088	3,088	25,000	Construction to commence Q3.
750750	23-24 BR Rushton Park Stadium Flooring	157,335	157,335	17,335	17,335	140,000	Construction to commence Q3.
750751	23-24 BR Rushton Park North Pavilion Roof	393,307	393,307	43,307	43,307	350,000	Construction to commence Q3.
750752	23-24 BR Civic Centre HVAC & Roof (Design)	231,117	231,117	1,117	1,117	230,000	Construction to commence Q2.
750753	23-24 Site Main Switchboard Program	56,175	56,175	6,175	6,175	50,000	Ongoing Program 2023/24.
750756	23-24 MPAC HVAC Renewal (Design)	224,710	224,710	24,710	24,710	200,000	Construction to commence Q3.
750700	Administration Building - Foyer Upgrade	0	0	0	2,650	(2,650)	Project is required to be carried over to 2023/24 with budget to be adjusted as part of EOFY Actuals Budget Adjustments.
750671	Mandurah Library Roofing Project 21/22	0	0	0	1,752	(1,752)	Project is required to be carried over to 2023/24 with budget to be adjusted as part of EOFY Actuals Budget Adjustments.
750687	22-23 LED Buildings Plan	0	0	0	20,219	(20,219)	Project is required to be carried over to 2023/24 with budget to be adjusted as part of EOFY Actuals Budget Adjustments.
750705	22-23 Mandurah Community House	0	0	0	2,916	(2,916)	Project is required to be carried over to 2023/24 with budget to be adjusted as part of EOFY Actuals Budget Adjustments.
750757	MMFNC Mustangs Reimbursement - CSRFF	0	47,106	7,851	47,106	0	Complete.
750758	PBSRC Small Grants - CSRFF	0	40,832	6,805	0	40,832	Construction to commence Q2.
Bridges							
880012	Lakelands-Madora Bay Pedestrian Bridge	0	0	0	27,576	(27,576)	Project is required to be carried over to 2023/24 with budget to be adjusted as part of EOFY Actuals Budget Adjustments.
Parks							

Level of completion indicator, please see table at the end of this note for further detail.

	Account Description	Adopted Budget	Annual Budget	YTD Budget	YTD Actual	Remaining Unspent Funds	Comment
700516	Yalgorup National Park	381,719	381,719	63,620	0	381,719	Consultant work underway.
700547	Tickner Reserve Playground	45,000	45,000	7,500	18,810	26,190	Construction 95% complete.
700498	Tickner Reserve Final Stage	70,374	70,374	11,729	39,722	30,652	Construction complete. Finances to be finalised.
700545	Suncrest Meander Playground	35,000	35,000	5,833	16,581	18,419	Construction 95% complete.
700535	St Ives Boardwalk	94,167	94,167	15,695	0	94,167	Construction to commence Q2.
700533	2022-23 South Harbour Paving Upgrades	64,046	64,047	10,674	0	64,047	Construction to commence Q2.
700536	Seascapes boardwalk, steps lookout node	282,503	282,503	47,084	0	282,503	Construction commenced.
700566	Bruce Cresswell Reserve Stage 1 of 2	130,020	130,020	21,670	5,760	124,260	Construction to commence Q2.
700534	Riverside Boardwalk	93,901	93,901	15,650	0	93,901	Construction complete. Finances to be finalised.
700494	Pleasant Grove Foreshore	64,132	64,133	10,689	0	64,133	Construction 95% complete.
700529	Observation Deck, Watersun Drive	87,000	87,000	14,500	0	87,000	Construction to commence Q2.
700521	Lakes Lawn Cemetery - Plinths and Irrigation Upgrade	33,528	33,529	5,588	0	33,529	Construction 95% complete.
700548	Karri Karri Pass Playground	45,000	45,000	7,500	19,718	25,282	Construction 95% complete.
700523	Kangaroo Paw Park	34,492	34,491	5,749	32,042	2,449	Construction 95% complete.
700530	Falcon Bay Stage 5 of 5	377,929	377,929	62,988	1,773	376,156	Construction to commence Q2.
700518	Eastport Foreshore Upgrade	148,534	148,533	24,756	19,668	128,865	Construction 30% complete.
700515	Mandurah Netball Feasibility Study - CSRFF	35,704	35,704	5,951	0	35,704	Feasibility study in progress.
700480	Central Irrigation Management System Renewal	90,000	90,000	15,000	0	90,000	Construction to commence Q3.
700478	Meadow Springs Golf Course Fence	40,000	40,000	6,667	0	40,000	Construction to commence Q3.
700544	Central Irrigation Management System	90,000	90,000	15,000	0	90,000	Construction to commence Q3.
700546	Bruce Cresswell Reserve Playground	49,800	49,800	8,300	21,866	27,934	Construction 95% complete.
700549	Bortolo Reserve Playground	52,390	52,390	8,732	22,053	30,337	Construction 95% complete.
700485	Bortolo Park Drainage Basin	23,228	23,228	3,871	0	23,228	Construction 90% complete.
700531	2022-23 Falcon Reserve Activation Plan - Implementation	27,990	27,990	4,665	6,311	21,680	Construction 85% complete.
700514	Bortolo Fire Track Water Infrastructure	18,877	18,877	3,146	6,468	12,409	Construction 90% complete.
700582	23-24 Bin Enclosures Upgrade	58,131	58,131	16,464	8,131	50,000	Construction to commence Q3.
700580	23-24 Blythwood Reserve	332,257	332,257	32,257	32,257	300,000	Construction to commence Q2.
700575	23-24 Coodanup Foreshore	1,379,218	1,379,218	364,218	80,694	1,298,524	Refer to Financial Report, Key Capital Projects table.
700577	23-24 Merlin Street Activation Plan - Implementation	417,234	417,234	47,234	47,234	370,000	Construction to commence Q3.
700583	23-24 North Mandurah Irrigation Water Supply	182,234	182,234	7,234	7,234	175,000	Construction to commence Q2.
700584	23-24 BMX/Pump Track Renewal	83,248	83,248	29,914	3,248	80,000	Construction to commence Q2.
700581	23-24 Wilderness Reserve	537,192	537,192	37,192	37,192	500,000	Construction to commence Q3.
700585	23-24 BW Henson St Beach Access	138,781	138,781	13,381	13,381	125,400	Construction to commence Q3.
700586	23-24 BW Warrungup Spring Reserve Boardwalk (Design)	27,699	27,699	19,921	17,699	10,000	Design only.
700587	23-24 BW Westview Parade Foreshore Boardwalk Renewal	25,243	25,243	12,522	12,522	12,721	Construction to commence Q2.
700593	23-24 Irrigation Renewal Program	90,435	90,435	30,435	435	90,000	Ongoing Program 2023/24.
700613	23-24 Parks and Reserves Signage New	40,998	40,998	7,664	998	40,000	Construction to commence Q2.
700594	23-24 PR BBQ Renewal Program	215,841	215,841	75,237	4,935	210,906	Ongoing Program 2023/24.
700595	23-24 PR Falcon Reserve	34,751	34,751	12,751	1,751	33,000	Construction to commence Q2.
700596	23-24 PR Parks Furniture Renewal	28,965	28,965	4,065	4,065	24,900	Construction to commence Q3.
700597	23-24 PR Performing Arts Centre - Retaining Wall	48,726	48,726	4,626	4,626	44,100	Construction to commence Q2.
700598	23-24 PR Quandong Reserve	89,636	89,636	2,636	2,636	87,000	Construction to commence Q3.
700599	23-24 PR Rushton Park	51,313	51,313	1,813	1,813	49,500	Construction to commence Q2.
700600	23-24 PR Synthetic Turf Renewal	42,186	42,186	186	186	42,000	Construction to commence Q2.
700601	23-24 PGR Abraham France	12,540	12,540	4,640	4,640	7,900	Construction to commence Q3.
700602	23-24 PGR Blythwood Reserve	54,826	54,826	4,826	4,826	50,000	Construction to commence Q2.
700603	23-24 PGR Coodanup Community Centre	39,064	39,064	4,764	4,764	34,300	Construction to commence Q3.
700604	23-24 PGR Floribunda Park Stage 1	36,702	36,702	4,702	4,702	32,000	Construction to commence Q3.
700605	23-24 PGR Montego Reserve	57,831	57,831	4,831	4,831	53,000	Construction to commence Q3.
700606	23-24 SF Catapillar Park	21,283	21,283	14,617	17,678	3,605	Construction 95% complete.
700607	23-24 SF Floribunda Park	43,345	43,345	1,345	1,345	42,000	Construction to commence Q3.
700608	23-24 SF Keith Holmes Reserve	27,183	27,183	1,283	1,283	25,900	Construction to commence Q3.
700610	23-24 Drinking Fountain Renewal	26,000	26,000	0	0	26,000	Construction to commence Q2.
700611	23-24 FR Fisheries Boatshed (Soldiers Cove Terrace)	12,602	12,602	1,858	1,858	10,744	Construction to commence Q2.
700612	23-24 FR Island Point	91,330	91,330	2,530	2,530	88,800	Construction to commence Q2.
700588	23-24 FR Orion Reserve	10,858	10,858	1,858	1,858	9,000	Construction to commence Q2.
700589	23-24 FR Rushton Park - Tennis Centre	129,107	129,107	2,822	2,822	126,285	Construction to commence Q3.
700590	23-24 FR Sabina DR Foreshore & Madora Bay Karinga Foreshore	60,930	60,930	41,547	2,780	58,150	Construction to commence Q2.
700591	23-24 FR San Remo Beach & Eros Reserve	39,706	39,706	27,356	2,656	37,050	Construction to commence Q2.
700592	23-24 FR Watersun Beach	86,043	86,043	58,085	2,168	83,875	Construction to commence Q2.
930045	23-24 Major Public Artworks	90,000	90,000	0	0	90,000	Ongoing Program 2023/24.
700615	23-24 SF Badgerup Park	60,669	60,669	41,036	1,769	58,900	Construction to commence Q1.
700616	23-24 Missing Person Memorial Mandurah Upgrade	20,000	20,000	13,333	0	20,000	Construction to commence Q3.
700619	23-24 Dawesville Channel SE Foreshore Upgrade Stage 1	825,136	825,136	75,136	75,136	750,000	Construction to commence Q2.
700519	22-23 South East Dawesville - Boundary	0	0	0	154	(154)	Project is required to be carried over to 2023/24 with budget to be adjusted as part of EOFY Actuals Budget Adjustments.
700527	22-23 Mandurah Ocean Marina Bocce Court	0	0	0	8,811	(8,811)	Project is required to be carried over to 2023/24 with budget to be adjusted as part of EOFY Actuals Budget Adjustments.
700532	22-23 Merlin Street Activation Plan	0	0	0	23,489	(23,489)	Project is required to be carried over to 2023/24 with budget to be adjusted as part of EOFY Actuals Budget Adjustments.
700621	Replacement of Shade Sail - Marina Chalets	0	17,640	11,760	17,640	1	Complete.
Roads							
501130	City Centre Streetscape Upgrades	100,000	100,000	16,667	0	100,000	Design only.
501131	Dawesville Channel SE Foreshore Upgrade	141,150	141,150	23,525	0	141,150	Design only.
501135	Resurface of the Driveway to the Mandurah Tennis Club	16,327	16,327	2,721	0	16,327	Construction to commence Q2.
501136	Senior Citizens Carpark	100,000	100,000	16,667	41,736	58,264	Construction 95% complete.
501137	Torcello Mews Canal PAW Renewal	30,421	30,421	5,070	0	30,421	Construction complete.

Level of completion indicator, please see table at the end of this note for further detail.

Account Description		Adopted Budget	Annual Budget	YTD Budget	YTD Actual	Remaining Unspent Funds	Comment
501139	WMC - Upgrade Recycling Area Stage 1	20,000	20,000	3,333	0	20,000	Construction to commence Q4.
501116	SP Pleasant Grove POS	38,707	38,707	6,451	2,605	36,102	Construction 95% complete.
501142	SL Light pole replacement	104,198	104,198	17,366	0	104,198	Ongoing Program 2023/24.
501148	RR Olive Road	151,512	151,512	25,252	56,556	94,956	Construction 95% complete.
501169	RS Stock Road, Parklands	48,200	48,200	8,033	0	48,200	Construction to commence Q2.
501113	SP Halls Head PSP	773,890	773,889	128,982	383,013	390,876	Construction 60% complete.
501175	22-23 TM Discretionary Traffic Management	70,733	70,733	11,789	50,525	20,208	Construction 95% complete.
501127	Falcon Reserve Activation Plan - Stage 3	57,826	57,826	9,638	46,040	11,786	Construction 85% complete.
501089	RC Peel Street Stage 3	1,343,906	1,343,906	223,984	38,759	1,305,147	Construction 85% complete.
501181	TM Estuary Road Delineation	27,672	27,672	4,612	8,355	19,317	Construction 90% complete.
501182	SL Old Coast Road/McLarty Road/Leeward Road Ent	43,526	43,525	7,254	0	43,525	Construction to commence Q1.
501183	SL Lakes Road/Murdoch Drive	84,977	84,977	14,163	0	84,977	Construction to commence Q1.
501129	Trails Project	696,345	719,732	119,955	101,006	618,726	Consultant work underway.
500016	Smart Street Mall Upgrade	701,274	701,274	61,274	61,274	640,000	Construction to commence Q3.
501187	23-24 Dawesville Channel SE Foreshore Upgrade	20,829	10,829	10,829	10,829	0	Design only.
501247	23-24 Ormsby Terrace Car Park	68,037	68,037	48,037	48,037	20,000	Design only.
501248	23-24 Sutton Farm - Car Parking	113,680	113,680	43,680	43,680	70,000	Design only.
501188	23-24 WMC Road Reseal	49,100	49,100	9,100	9,100	40,000	Construction to commence Q3.
501191	23-24 CP Stewart Street	48,489	48,489	4,489	4,489	44,000	Construction to commence Q2.
501192	23-24 SP Falcon Coastal Shared Path - Stage 1	1,160,653	1,160,653	60,653	60,653	1,100,000	Refer to Financial Report, Key Capital Projects table.
501193	23-24 TM Clarice St	244,671	244,671	24,671	24,671	220,000	Construction to commence Q3.
501194	23-24 TM Mandurah Tce/Adonis Rd	70,455	70,455	12,795	12,795	57,660	Construction to commence Q2.
501195	23-24 TM Meadow Springs Drive Bridge	51,437	51,437	11,437	11,437	40,000	Design only.
501196	23-24 TM Wanjeep St	422,616	422,616	159,283	27,616	395,000	Construction to commence Q2.
501197	23-24 TM White Hill Road	570,743	570,742	158,520	40,743	530,000	Construction to commence Q2.
501199	23-24 RR Guillardon Tce/Karringa Rd	481,047	481,047	31,047	31,047	450,000	Construction to commence Q4.
501200	23-24 RR Mayfair Mews	309,729	309,729	16,729	16,729	293,000	Construction to commence Q3.
501201	23-24 RR Quarry Way	614,742	614,742	40,742	40,742	574,000	Construction to commence Q3.
501202	23-24 RR Tara St	161,193	161,193	61,193	70,562	90,631	Construction 60% complete.
501203	23-24 RS Balwina Court	90,995	90,995	32,729	3,595	87,400	Construction to commence Q2.
501204	23-24 RS Castleward St	48,347	48,347	18,347	3,347	45,000	Construction to commence Q2.
501205	23-24 RS Dalby St	65,471	65,471	24,138	3,471	62,000	Construction to commence Q2.
501206	23-24 RS Leyburn Drv	224,216	224,216	77,549	4,216	220,000	Construction to commence Q2.
501207	23-24 RS Soldiers Cove Tce and Bolton St	146,427	146,427	53,094	6,427	140,000	Construction to commence Q2.
501208	23-24 RS Tara St	87,595	87,595	31,595	3,595	84,000	Construction to commence Q1.
501209	23-24 RS Thisbe Drv	102,182	102,182	4,182	4,182	98,000	Construction to commence Q2.
501210	23-24 RS Westbourne Pass	161,906	161,906	3,906	3,906	158,000	Construction to commence Q2.
501211	23-24 RS Cambridge Drv	307,903	307,903	8,903	8,903	299,000	Construction to commence Q2.
501212	23-24 RS Carter St	45,347	45,347	3,347	3,347	42,000	Construction to commence Q2.
501213	23-24 RS Charon Rd	196,092	196,092	4,092	4,092	192,000	Construction to commence Q2.
501215	23-24 RS Council Cl	63,471	63,471	3,471	3,471	60,000	Construction to commence Q2.
501216	23-24 RS Dior Place	73,471	73,471	3,471	3,471	70,000	Construction to commence Q2.
501217	23-24 RS Everlasting Retreat	201,092	201,092	4,092	4,092	197,000	Construction to commence Q2.
501218	23-24 RS Glenroy Drv	37,347	37,347	3,347	3,347	34,000	Construction to commence Q2.
501219	23-24 RS Harvey View Drv	141,844	141,844	3,844	3,844	138,000	Construction to commence Q2.
501220	23-24 RS Hibiscuss Rise	43,347	43,347	3,347	3,347	40,000	Construction to commence Q2.
501221	23-24 RS Kelly St	45,347	45,347	3,347	3,347	42,000	Construction to commence Q2.
501222	23-24 RS Littleton St	220,216	220,216	4,216	4,216	216,000	Construction to commence Q2.
501223	23-24 RS Maria Pl	105,657	105,657	3,657	3,657	102,000	Construction to commence Q2.
501224	23-24 RS Mayfair Mews	112,657	112,657	3,657	3,657	109,000	Construction to commence Q2.
501225	23-24 RS Quarry Road	221,216	221,216	4,216	4,216	217,000	Construction to commence Q2.
501226	23-24 RS Rakoa St	153,906	153,906	3,906	3,906	150,000	Construction to commence Q2.
501227	23-24 RS Rouse Rd	144,844	144,844	3,844	3,844	141,000	Construction to commence Q2.
501228	23-24 RS Sandalwood Pde	163,906	163,906	3,906	3,906	160,000	Construction to commence Q2.
501229	23-24 RS Sedgemere Tce	103,657	103,657	3,657	3,657	100,000	Construction to commence Q2.
501230	23-24 RS Skud St	77,533	77,533	3,533	3,533	74,000	Construction to commence Q2.
501231	23-24 RS Spinaway Pde	26,285	26,285	3,285	3,285	23,000	Construction to commence Q2.
501232	23-24 RS Talbot St	60,409	60,409	3,409	3,409	57,000	Construction to commence Q2.
501233	23-24 RS Thomson St	217,427	217,427	5,427	5,427	212,000	Construction to commence Q2.
501234	23-24 RS Wilkins St	107,657	107,657	3,657	3,657	104,000	Construction to commence Q2.
501235	23-24 RC Peel Street Stage 4	1,712,021	1,712,021	337,021	62,021	1,650,000	Refer to Financial Report, Key Capital Projects table.
501236	23-24 SF Street Furniture Renewal	51,803	51,803	10,136	1,803	50,000	Construction to commence Q3.
501237	23-24 SP Apollo Place	34,313	34,313	5,813	5,813	28,500	Construction to commence Q3.
501239	23-24 SP Guillardon Tce/Karringa Rd	29,820	29,820	7,820	7,820	22,000	Construction to commence Q3/4.
501240	23-24 Signage Renewal Program	40,808	40,808	7,475	808	40,000	Ongoing Program 2023/24.
501241	23-24 SL Street Lighting New Program	57,762	57,762	16,096	7,762	50,000	Ongoing Program 2023/24.
501242	23-24 SL Street Lighting Renewal Program	107,762	107,762	24,429	7,762	100,000	Ongoing Program 2023/24.
501243	23-24 TM Esperance Avenue Pedestrian Refuge	40,111	40,111	5,111	5,111	35,000	Construction to commence Q2.
501244	23-24 TM Halls Head Parade & Leighton Road Intersection	75,370	75,370	10,370	10,370	65,000	Construction to commence Q2.
501245	23-24 TM Samphire Cove ACROD Bay	24,436	24,436	11,103	4,436	20,000	Construction to commence Q2.
501249	23-24 SP Caspar Road	120,551	120,551	43,218	4,551	116,000	Construction to commence Q2.
501253	23-24 Dawesville Channel SE Foreshore - Car Park Design	17,659	17,659	7,659	7,659	10,000	Construction to commence Q2.
501124	Emulsion tank with bunding	0	0	0	0	0	Overspend being investigated.
501162	RS Hill Street, Halls Head	0	0	0	6,463	(6,463)	Project is required to be carried over to 2023/24 with budget to be adjusted as part of EOFY Actuals Budget Adjustments.
501178	Merlin Street Reserve Southern Car Park	0	0	0	12,002	(12,002)	Project is required to be carried over to 2023/24 with budget to be adjusted as part of EOFY Actuals Budget Adjustments.

Level of completion indicator, please see table at the end of this note for further detail.

Account Description		Adopted Budget	Annual Budget	YTD Budget	YTD Actual	Remaining Unspent Funds	Comment
501254	Installation of CCTV - Giants of Mandurah Coodanup Foreshore	0	0	0	1,860	(1,860)	Project is required to be carried over to 2023/24 with budget to be adjusted as part of EOFY Actuals Budget Adjustments.
501132	22-23 Installation of Flood Lighting	0	0	0	2,011	(2,011)	Project is required to be carried over to 2023/24 with budget to be adjusted as part of EOFY Actuals Budget Adjustments.
501256	MBRC Club Night Lights - CSRFF	0	18,499	0	0	18,499	Construction to commence Q2.
Drainage							
600189	DR 130 Mandurah Terrace	25,000	25,000	4,167	0	25,000	Construction to commence Q3.
600190	DR 30 George Street Drainage Improvement	44,799	44,799	7,467	0	44,799	Construction to commence Q2.
600192	DR Cervantes Drive	20,522	20,522	3,420	0	20,522	Construction to commence Q2.
600193	DR Colonial Court Drainage Upgrade - Stage 1	234,380	234,379	39,063	168,038	66,341	Construction 95% complete.
600195	DR Hopetoun Bend Drainage Upgrade	50,264	50,264	8,377	0	50,264	Construction to commence Q2.
600196	DR Loton Road/Ashley Terrace Intersection Stage 1	42,652	42,652	7,109	28,862	13,790	Construction 95% complete.
600198	23-24 DR Mary Street (Stage 1) - Drainage Renewal	274,708	274,708	36,208	36,208	238,500	Construction to commence Q2.
600186	DR Yeedong Road, Falcon - Stage 2	0	0	0	0	0	Overspend being investigated.
600191	DR Baloo Crescent Drainage Upgrade	0	0	0	0	0	Overspend being investigated.
Coastal & Estuary							
910075	Birchley Road Boat Ramp Jetty	74,826	74,826	12,471	0	74,826	Design only.
910109	Cambria Island Abutment Walls Repair	57,121	57,121	9,520	0	57,121	Construction complete.
911002	23-24 WR Seashells Seawall	41,356	41,356	14,689	9,356	32,000	Construction to commence Q1.
911001	23-24 WR South Harbour Paving	161,553	161,553	36,553	11,553	150,000	Construction to commence Q2.
910076	22-23 Dawesville Foreshore Res (Leura)	0	0	0	6,804	(6,804)	Project is required to be carried over to 2023/24 with budget to be adjusted as part of EOFY Actuals Budget Adjustments.
910077	22-23 Dawesville Foreshore Res (Avon)	0	0	0	18,800	(18,800)	Project is required to be carried over to 2023/24 with budget to be adjusted as part of EOFY Actuals Budget Adjustments.
911005	John Street Seawall	0	0	0	1,714	(1,714)	Project is required to be carried over to 2023/24 with budget to be adjusted as part of EOFY Actuals Budget Adjustments.
Equipment							
820195	MARC Replacement Pool Inflatable	41,461	41,461	16,861	4,561	36,900	Ongoing Program 2023/24.
Plant & Machinery							
770001	Replacement Light Passenger Vehicles	542,074	542,074	90,346	0	542,074	Ongoing Program 2023/24.
770002	Replacement Light Commercial Vehicles	854,872	854,872	142,479	36,386	818,486	Ongoing Program 2023/24.
770005	New - Light Passenger Vehicles	40,000	40,000	6,667	0	40,000	Ongoing Program 2023/24.
770006	Trucks and Buses	1,734,741	1,734,741	289,124	0	1,734,741	Ongoing Program 2023/24.
770008	Construction Vehicles	564,648	564,648	94,108	0	564,648	Ongoing Program 2023/24.
770009	Parks and Mowers	879,368	879,368	146,561	0	879,368	Ongoing Program 2023/24.
770010	New - Heavy Vehicles Plant and Equipment	872,731	872,731	145,455	0	872,731	Ongoing Program 2023/24.
770020	Tim's Thicket Weighbridge	150,000	150,000	25,000	0	150,000	Ongoing Program 2023/24.
770007	Trailers	18,000	18,000	3,000	0	18,000	Ongoing Program 2023/24.
770011	Miscellaneous Equipment	78,500	78,500	13,083	0	78,500	Ongoing Program 2023/24.
770012	New - Vehicle and Small Plant Program	145,200	145,200	24,200	0	145,200	Ongoing Program 2023/24.
Other Infrastructure							
930042	23-24 Upgrade the WMC CCTV Server	8,000	8,000	0	0	8,000	Construction to commence Q2.
930043	23-24 Christmas Decorations Program	170,001	170,001	20,001	20,001	150,000	Ongoing Program 2023/24.
930044	23-24 CSRFF Program - Small Grants	150,000	43,563	7,260	0	43,563	Ongoing Program 2023/24.
930040	22-23 Christmas Decorations Program	0	0	0	0	0	Project is required to be carried over to 2023/24 with budget to be adjusted as part of EOFY Actuals Budget Adjustments.
700053	Lakelands DOS Sports Specific Infrastructure	169,317	169,317	28,220	0	169,317	Construction to commence Q3.
700055	Eastern Foreshore South Precinct	2,762,166	2,762,166	460,361	51,132	2,711,033	Refer to Financial Report, Key Capital Projects table.
700056	Western Foreshore Recreation Precinct	1,989,677	1,989,677	331,613	6,491	1,983,186	Refer to Financial Report, Key Capital Projects table.
Grand Total		46,801,721	46,832,744	7,440,812	3,727,494	43,105,250	

NOTES TO THE STATEMENT OF FINANCIAL ACTIVITY
FOR THE PERIOD ENDED 31 AUGUST 2023

FINANCING ACTIVITIES
NOTE 7
BORROWINGS

Repayments - Borrowings

Information on Borrowings Particulars	1 July 2023	New Loans		Principal Repayments		Principal Outstanding		Interest Repayments	
		Actual	Budget	Actual	Budget	Actual	Budget	Actual	Budget
	\$	\$	\$	\$	\$	\$	\$	\$	\$
Law, order, public safety									
Bortolo Fire Track Water Infrastructure	40,021	-	-	896	4,747	39,571	35,275	446	1,316
Community amenities									
Compactor Waste Trailers and Dolly [336]	65,156	-	-	10,812	61,341	54,965	3,814	621	1,371
Waste Water Reuse [349]	78,609	-	-	4,270	23,062	75,080	55,548	741	2,558
Halls Head Ablution Block [350]	52,442	-	-	2,846	15,369	50,090	37,073	494	1,707
Halls Head Recycled Water 2019/20	146,877	-	-	4,071	19,067	144,277	127,810	1,471	4,213
Ablutions 2020/21	-	-	-	-	-	-	-	-	0
Ablutions 2021/22	228,857	-	-	5,281	22,015	224,083	206,842	507	7,657
Recreation and culture									
Rushton Park Redevelopment [318(ii)]	54,125	-	-	15,892	57,475	38,729	-	496	735
Meadow Springs Recreation Facility [318(iii)]	40,657	-	-	11,938	42,207	29,092	-	373	540
Mandurah Football & Sporting Club [324]	-0	-	-	-	0	-	-	0	0
Mandurah Rugby Club [325]	-0	-	-	-	0	-	-	0	0
Bowling Club Relocation [326]	0	-	-	-	0	-	-	0	14
Ablutions - Netball Centre [329(i)]	0	-	-	-	0	-	-	0	4
Parks Construction [329(v)]	0	-	-	-	0	-	-	0	4
Halls Head Bowling Club upgrade [331]	202,117	-	-	7,433	36,485	196,603	165,632	1,919	6,979
Parks - Falcon Bay Reserve [333(i)]	-0	-	-	-	0	-0	-	0	0
MARC Redevelopment [338]	264,969	-	-	28,550	163,742	239,062	101,227	2,643	7,558
MARC Redevelopment Stage 1 [340]	257,181	-	-	15,132	82,535	244,468	174,646	2,419	8,257
MARC Redevelopment Stage 2 [341]	596,973	-	-	39,048	214,597	563,524	382,376	5,599	19,691
Eastern Foreshore Wall [344]	405,374	-	-	25,284	138,615	383,896	266,759	3,807	13,089
MARC Stage 2 [345]	600,606	-	-	36,374	198,343	569,877	402,263	5,644	19,901
Falcon Bay Seawall [351]	131,758	-	-	7,138	38,537	125,862	93,221	1,242	4,291
MARC Solar Plan [353]	113,559	-	-	4,169	20,108	110,469	93,451	1,078	3,928
Novara Foreshore Development [355]	227,595	-	-	8,376	40,210	221,430	187,385	2,210	7,862
Falcon Bay Foreshore Upgrades [356]	227,059	-	-	8,336	40,218	220,879	186,841	2,156	7,854
Mandjar Square Development [358]	280,642	-	-	10,374	50,313	272,932	230,329	2,664	9,771
Lakelands DOS [360]	1,387,697	-	-	56,076	286,902	1,344,775	1,100,796	13,154	49,554
Mandjar Square Stage 3 and 4	328,443	-	-	10,197	92,047	321,530	236,396	3,284	17,633
Falcon Seawall	620,830	-	-	19,465	45,597	607,571	575,233	6,206	9,243
Novara Foreshore Stage 3	132,591	-	-	4,113	18,201	129,804	114,390	1,326	3,735
Smart Street Mall Upgrade 2019/20	350,153	-	-	10,124	48,014	340,972	302,139	943	10,174
Falcon Bay Foreshore Stage 3 of 4	219,015	-	-	6,106	28,600	213,455	190,414	546	6,320
Mandjar Square Final Stage	219,002	-	-	6,106	28,601	213,625	190,401	729	6,319
Falcon Skate Park Upgrade	86,124	-	-	2,430	11,511	84,556	74,613	862	2,457
Westbury Way North side POS Stage 3	146,891	-	-	4,071	19,067	144,291	127,824	1,471	4,213
Eastern/ Western Foreshore 2020/21	912,751	-	-	22,786	106,458	891,525	806,292	1,560	24,486
Smart Street Mall 2020/21	905,433	-	-	22,365	102,559	884,372	802,874	1,304	23,933
Novara Foreshore Stage 4	84,550	-	-	2,045	9,290	83,355	75,260	850	2,182
Bortolo Reserve - Shared Use Parking and Fire Track Facility	248,388	-	-	6,133	27,894	242,733	220,494	479	6,546
Falcon Bay Upgrade - Stage 4 of 5	231,480	-	-	5,724	26,026	226,248	205,454	492	6,110
Enclosed Dog Park	17,065	-	-	412	1,876	16,824	15,189	172	440
South Harbour Paving Upgrade Stage 2	42,286	-	-	1,023	4,645	41,689	37,642	425	1,091
Falcon Skate Park Upgrade 2020/21	63,077	-	-	1,543	7,018	62,168	56,059	634	1,646
Eastern/ Western Foreshore 2021/22	1,377,800	-	-	32,093	135,130	1,347,676	1,242,670	1,970	46,982
Smart Street Mall 2021/22	568,125	-	-	13,212	55,516	555,829	512,608	916	19,309
Enclosed Dog Park 2021/22	165,729	-	-	3,798	15,838	162,347	149,891	417	5,508
Novara Foreshore Stage 4 2021/22	210,045	-	-	4,858	20,254	205,688	189,791	502	7,044
Falcon Bay Upgrade - Stage 4 of 5 2021/22	66,188	-	-	1,506	6,291	64,909	59,897	227	2,188
Parks and Reserves Upgrades 2021/22	446,783	-	-	10,371	43,590	437,100	403,193	688	15,160
Mandurah Library Re Roofing Project	106,264	-	-	2,427	9,779	104,102	96,485	265	3,870
Falcon Reserve Activation Plan Stage 3	400,211	-	-	8,956	47,465	391,876	352,745	621	12,757
Pleasant Grove Foreshore	59,031	-	-	1,322	7,001	57,848	52,030	139	1,807
Kangaroo Paw Park	307,570	-	-	6,882	36,478	301,210	271,092	522	9,570
Falcon Bay Stage 5 of 5	145,076	-	-	3,246	17,206	142,098	127,870	268	4,661
2022/23 South Harbour Upgrades	102,054	-	-	2,284	12,104	99,973	89,950	204	3,381
Upgrade of Playing Surface Peelwood Parade	-	-	-	-	-	-	-	-	0
Bruce Cresswell Reserve	196,103	-	-	4,388	23,258	192,033	172,845	318	6,399
Seascapes Boardwalk	200,105	-	-	4,478	23,733	195,990	176,373	362	5,918
Mandurah Community Museum Roof and Gutters	130,068	-	-	2,912	15,426	127,361	114,642	204	4,014
Stage 2 of Upgrades to Peelwood Reserve	-	-	-	-	-	-	-	-	0
Smart Street Mall Upgrade	58,748	-	-	1,316	6,968	57,568	51,780	136	1,707
Eastern Foreshore South Precinct	-	-	-	-	-	-	-	-	0
Western Foreshore Recreation Precinct	-	-	-	-	-	-	-	-	0
2022/23 Parks and Reserves Upgrades	390,205	-	-	8,732	46,279	382,087	343,927	613	13,025
2023/24 Parks & Reserves Upgrades	-	-	600,000	-	-	-	600,000	-	1,750
BR Rushton Park North Pavillion Roof	-	-	250,000	-	-	-	250,000	-	729
Coodanup Foreshore	-	-	1,200,000	-	-	-	1,200,000	-	3,500
Cinema HVAC Replacement	-	-	100,000	-	-	-	100,000	-	292
Smart Street Mall	-	-	400,000	-	-	-	400,000	-	1,167
Transport									

NOTES TO THE STATEMENT OF FINANCIAL ACTIVITY
FOR THE PERIOD ENDED 31 AUGUST 2023

FINANCING ACTIVITIES
NOTE 7
BORROWINGS

Repayments - Borrowings

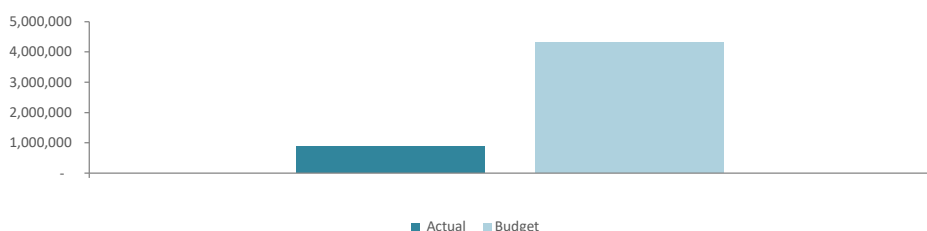
Information on Borrowings Particulars	1 July 2023	New Loans		Principal Repayments		Principal Outstanding		Interest Repayments	
		Actual	Budget	Actual	Budget	Actual	Budget	Actual	Budget
Drainage [318(iv)]	13,468	-	-	3,954	15,268	9,637	-	123	195
Road Construction [318(v)]	135,186	-	-	39,694	136,904	96,731	-	1,239	1,752
Road Construction [333(ii)]	-0	-	-	-	0	-0	-	0	-
New Pedestrian Bridge Construction [335]	125,775	-	-	21,222	123,259	105,750	2,516	1,197	2,545
New Road Construction [339]	204,350	-	-	20,336	116,617	186,059	87,732	2,046	5,615
New Road Construction [342]	320,256	-	-	19,524	106,764	303,742	213,492	3,009	10,380
WMC Tims Thicket [343]	52,113	-	-	3,046	15,895	49,557	36,219	490	1,685
Road Construction [346]	206,862	-	-	11,242	60,718	197,569	146,144	1,949	6,734
MARC Carpark [347]	157,187	-	-	8,540	46,123	150,128	111,064	1,481	5,117
MPAC Forecourt [348]	65,532	-	-	3,558	19,215	62,591	46,317	617	2,133
Mandurah Marina [352]	113,552	-	-	4,169	20,109	110,462	93,443	1,078	3,927
MARC Carpark [354]	170,326	-	-	6,253	30,157	165,691	140,170	1,617	5,891
Mandurah Foreshore Boardwalk Renewal [357]	254,393	-	-	9,344	45,269	247,465	209,125	2,415	8,803
New Road Construction [359]	723,964	-	-	28,338	145,037	702,492	578,927	6,866	24,991
Smoke Bush Retreat Footpath [361]	56,775	-	-	2,084	10,061	55,230	46,714	539	1,963
New Boardwalks 18/19	330,762	-	-	10,262	45,513	323,807	285,249	3,307	9,327
Coodanup Drive - Road Rehabilitation	66,321	-	-	2,054	9,100	64,929	57,221	663	1,868
Pinjarra Road Carpark	132,591	-	-	4,113	18,201	129,804	114,390	1,326	3,735
New Road Construction 2018/19	1,026,254	-	-	32,172	151,770	1,004,341	874,483	10,259	29,190
New Road Construction 2019/20	604,125	-	-	18,224	87,048	587,004	517,077	1,103	17,688
South Harbour Upgrade 2019/20	169,324	-	-	4,682	21,927	166,337	147,397	1,695	4,845
New Roads 2020/21	481,957	-	-	12,035	61,915	470,638	420,042	716	12,689
Carryover Roads 2020/21	457,080	-	-	10,563	44,030	447,319	413,050	803	15,314
Roads 2021/22	229,614	-	-	5,288	22,015	224,842	207,599	516	7,657
SP Halls Head PSP	200,105	-	-	4,478	23,733	195,990	176,373	362	5,762
Carparks 2021/22	152,434	-	-	3,498	14,586	149,308	137,848	371	5,073
RC Peel Street	111,058	-	-	2,486	13,172	108,773	97,887	200	3,370
Cambria Island Abutment Wall	54,949	-	-	1,243	5,194	53,808	49,756	102	1,806
Senior Citizens Carpark	12,006	-	-	270	1,424	11,870	10,582	134	352
Torcello Mews Canal PAW Renewal	100,053	-	-	2,240	11,866	97,994	88,186	181	2,855
MARC Carpark Additional and overflow	-	-	-	-	-	-	0	0	0
Halls Head Parade Car Park Stage 2a	50,026	-	-	1,120	5,933	49,464	44,093	558	1,582
RC Pinjarra Road Stage 4	500,263	-	-	11,194	59,332	489,768	440,932	698	14,924
Cambria Island Abutment Walls Repair	268,538	-	-	6,010	31,849	262,927	236,690	399	8,695
RC Pinjarra Road Stage 3	500,263	-	-	11,194	59,332	489,768	440,932	698	15,053
Halls Head Pde Beach Central CP Stage 2	97,261	-	-	2,178	11,535	95,337	85,726	254	3,051
Cambria Island Abutment Walls Repair	-	0	-	-	-	-	-	0	0
2023/24 Road Upgrades	-	950,000	-	-	-	-	950,000	-	2,771
2023/24 Road Reseal	-	1,600,000	-	-	-	-	1,600,000	-	4,667
2022/23 Capital Carryovers	-	2,342,854	-	-	-	-	2,342,854	-	0
Economic services								0	
Mandurah Ocean Marina Chalets Refurbishment	137,711	-	-	3,167	12,755	134,852	124,955	309	5,048
Other property and services									
IT Communications Equipment [318(i)]	10,673	-	-	3,134	11,937	7,637	-	98	153
Civic Building - Tuckey Room Extension	330,343	-	-	10,250	45,537	323,396	284,806	3,303	9,303
	23,563,914	0	7,442,854	882,879	4,316,708	22,813,092	26,699,742	132,058	744,627
Total	23,563,914	0	7,442,854	882,879	4,316,708	22,813,092	26,699,742	132,058	744,627
Current borrowings	4,316,708		7,442,854	882,879	4,316,708	4,175,038	4,316,708	132,058	744,627
Non-current borrowings	19,247,206					18,638,054	22,383,034		
	23,563,914					22,813,092	26,699,742		

All debenture repayments were financed by general purpose revenue.

KEY INFORMATION

All loans and borrowings are initially recognised at the fair value of the consideration received less directly attributable transaction costs. After initial recognition, interest-bearing loans and borrowings are subsequently measured at amortised cost using the effective interest method. Fees paid on the establishment of loan facilities that are yield related are included as part of the carrying amount of the loans and borrowings.

2023/24
Principal Repayments



Principal Repayments
\$882,879

Interest Expense
\$132,058

Loans Due
\$22.81 M

NOTES TO THE STATEMENT OF FINANCIAL ACTIVITY
FOR THE PERIOD ENDED 31 AUGUST 2023

OPERATING ACTIVITIES
NOTE 8
CASH RESERVES

Cash Backed Reserve

Reserve Name	Opening Balance	Budget Interest Earned	Actual Interest Earned	Budget Transfers In (+)	Actual Transfers In (+)	Budget Transfers Out (-)	Actual Transfers Out (-)	Budget Closing Balance	Actual YTD Closing Balance
	\$	\$	\$	\$	\$	\$	\$	\$	\$
Building	1,282,364	30,556	0	0	0	0	0	1,312,920	1,282,364
Parking	487,850	11,625	0	0	0	0	0	499,475	487,850
Asset Management	26,449,182	238,627	0	4,847,016	0	(11,458,213)	0	20,076,612	26,449,182
Cultural Centre	2,480	0	0	0	0	0	0	2,480	2,480
Property Acquisition	0	0	0	0	0	0	0	0	0
Sustainability	409,106	9,748	0	0	0	(100,000)	0	318,854	409,106
Waste Facilities Reserve Fund	5,028,905	119,830	0	184,460	0	0	0	5,333,195	5,028,905
Traffic Bridge	0	0	0	0	0	0	0	0	0
Interest Free Loans	145,562	0	0	0	0	0	0	145,562	145,562
CLAG	11,933	284	0	0	0	0	0	12,217	11,933
Mandurah Ocean Marina	180,368	4,298	0	0	0	0	0	184,666	180,368
Waterways	757,688	18,054	0	0	0	0	0	775,742	757,688
Port Mandurah Canals Stage 2 Maintenance	94,352	2,248	0	0	0	0	0	96,600	94,352
Mariners Cove Canals	85,967	2,048	0	0	0	0	0	88,015	85,967
Port Bouvard Canal Maintenance Contributions	270,586	6,448	0	0	0	0	0	277,034	270,586
Unspent Grants & Contributions	8,773,649	0	0	0	0	(1,282,917)	0	7,490,732	8,773,649
Long Service Leave	3,686,215	0	0	0	0	(964,133)	0	2,722,082	3,686,215
Bushland and Environmental Protection	1,524,730	36,332	0	200,000	0	0	0	1,761,062	1,524,730
Coastal Storm Contingency	261,937	6,241	0	0	0	0	0	268,178	261,937
Digital Futures	57,795	1,377	0	0	0	0	0	59,172	57,795
Decked Carparking	1,022,055	24,354	0	0	0	0	0	1,046,409	1,022,055
Specified Area Rates - Waterside Canals	111,730	2,662	0	0	0	(6,738)	0	107,654	111,730
Specified Area Rates - Port Mandurah Canals	277,919	6,622	0	65,040	0	0	0	349,581	277,919
Specified Area Rates - Mandurah Quay Canals	234,213	5,581	0	26,861	0	0	0	266,655	234,213
Specified Area Rates - Mandurah Ocean Marina	721,040	17,181	0	149,147	0	0	0	887,368	721,040
Specified Area Rate - Port Bouvard Canals	141,137	3,363	0	518	0	0	0	145,018	141,137
Specified Area Rate - Mariners Cove	5,083	121	0	811	0	0	0	6,015	5,083
Specified Area Rate - Eastport	44,336	1,056	0	853	0	0	0	46,245	44,336
Sportclubs Maintenance Levy	257,226	6,129	0	12,000	0	0	0	275,355	257,226
City Centre Land Acquisition Reserve	924,146	22,021	0	0	0	0	0	946,167	924,146
Lakelands Community Infrastructure Reserve	1,116,802	26,611	0	0	0	0	0	1,143,413	1,116,802
Plant Reserve	571,092	13,608	0	0	0	0	0	584,700	571,092
Workers Compensation Reserve	549,038	13,083	0	0	0	0	0	562,121	549,038
Restricted Cash Reserve	2,060,942	19,890	0	0	0	(1,095,943)	0	984,889	2,060,942
Transform Mandurah Funding Program Reserve	834,729	0	0	0	0	0	0	834,729	834,729
Community Safety	500,000	0	0	0	0	0	0	500,000	500,000
Public Art Reserve	305,000	0	0	0	0	0	0	305,000	305,000
	59,187,157	649,998	0	5,486,706	0	(14,907,944)	0	50,415,917	59,187,157

**NOTES TO THE STATEMENT OF FINANCIAL ACTIVITY
FOR THE PERIOD ENDED 31 AUGUST 2023**

**NOTE 11
BUDGET AMENDMENTS APPROVED**

Amendments to original budget since budget adoption. Surplus/(Deficit)
A positive number in the amended budget running balance represents an estimated closing surplus.
A negative number in the amended budget running balance represents an estimated closing deficit

GL Code	Description	Council Resolution	Classification	Non Cash Adjustment	Increase in Available Cash	Decrease in Available Cash	Amended Budget Running Balance
				\$	\$	\$	\$
	Budget Adoption		Opening Surplus/(Deficit)				(490,468)
501129-6250-1045-61129	Trails Project	July FR G.4/8/23	Capital Expenses			(23,387)	(513,855)
	Trails Project	July FR G.4/8/23	Other: Transfer Out of Reserve		23,387		(490,468)
501187-6250-1045-61129	23-24 Dawesville Channel SE Foreshore Upgrade	July FR G.4/8/23	Capital Expenses		10,000		(480,468)
	23-24 Dawesville Channel SE Foreshore Upgrade	July FR G.4/8/23	Other: Transfer Out of Reserve			(10,000)	(490,468)
12000-5820-215061129	Chalets Maintenance - Chalets	July FR G.4/8/23	Operating Expenses		17,640		(472,828)
New-6600-1045-61129	Replacement of Shade Sail - Marina Chalets	July FR G.4/8/23	Capital Expenses			(17,640)	(490,468)
				0	51,027	(51,027)	(490,468)

**NOTES TO THE STATEMENT OF FINANCIAL ACTIVITY
FOR THE PERIOD ENDED 31 AUGUST 2023**

**NOTE 12
PROPOSED BUDGET VARIATIONS FOR COUNCIL APPROVAL**

The following are for consideration for Council to approve as budget variations

GL Code	Description	Council Resolution	Classification	Non Cash Adjustment	Increase in Available Cash	Decrease in Available Cash	Amended Budget Running Balance
				\$	\$	\$	\$
			Opening Surplus/(Deficit)				(490,468)
700608-6600-1045-xxxx	23-24 SF Keith Holmes Reserve		Capital Expenses			(11,567)	(502,035)
700607-6600-1045-xxxx	23-24 SF Floribunda Park		Capital Expenses		11,567		(490,468)
750758-6100-1045-61129	PBSRC Small Grant - CSRFF		Capital Expenses			(5,000)	(495,468)
930044-6500-1045-61129	23-24 CSRFF Program - Small Grants		Capital Expenses		5,000		(490,468)
New-6600-1045-61129	Milgar Reserve BMX Starting Gate		Capital Expenses			(114,000)	(604,468)
930044-6500-1045-61129	23-24 CSRFF Program - Small Grants		Capital Expenses		38,000		(566,468)
700612-6600-1045-xxxx	23-24 FR Island Point		Capital Expenses		38,000		(528,468)
New-6600-1045-61129	Contribution from Mandurah BMX Club		Capital Revenue		38,000		(490,468)
New-6600-1045-61129	Thompson Street Netball Court Resurface		Capital Expenses			(120,000)	(610,468)
	Asset Management Reserve		Other: Transfer Out of Reserve		120,000		(490,468)
	Capital Works 22/23 Carryovers Reconciliation		Capital Expenses			(2,125,728)	(2,616,196)
	Capital Works 22/23 Carryovers Reconciliation		Capital Revenue			(49,429)	(2,665,625)
	Capital Works 22/23 Carryovers Reconciliation		Other: Unutilised Loans		221,719		(2,443,906)
	Capital Works 22/23 Carryovers Reconciliation		Other: Transfer Out of Reserve		1,953,438		(490,468)
				0	2,425,724	(2,425,724)	

**NOTES TO THE STATEMENT OF FINANCIAL ACTIVITY
FOR THE PERIOD ENDED 31 AUGUST 2023**

**NOTE 13
EXPLANATION OF MATERIAL VARIANCES**

The material variance thresholds are adopted annually by Council as an indicator of whether the actual expenditure or revenue varies from the year to date Actual materially.

The material variance adopted by Council for the 2023-24 year is 10.00%

Reporting Program	Var. \$	Var. %	Timing/ Permanent	Explanation of Variance
	\$	%		
Revenue from operating activities				
Operating grants, subsidies and contributions	(1,231,697)	(76.57%)	▼ Timing	Variance primarily due to budgeted grants/contributions not yet received. Will be monitored throughout the remainder of the year.
Other revenue	11,483	103.40%	▲ Timing	Unfavourable variance due to timing of business services and working smarter reimbursements
Expenditure from operating activities				
Employee costs	2,181,330	23.56%	▲ Timing	Variance due to vacant positions not yet filled, to be monitored as the year progresses.
Materials and contracts	1,561,355	15.92%	▲ Timing	Variance in expenditure due to timing of projects
Utility charges	478,434	62.03%	▲ Timing	Variance due to utility invoices not yet received, mainly for Street Lighting Maintenance, to be monitored as year progresses.
Interest expenses	53,401	24.59%	▲ Timing	Favourable variance an indication of interest savings due to loan offset facility.
Insurance expenses	37,169	14.23%	▲ Permanent	Budgeted amount higher than actual insurance expenses, to be reviewed at the budget review process.
Loss on disposal of assets	16,650	100.00%	▲ Timing	Non-cash variance due to assets sales. Process usually performed as part of the year end financials preparation. Refer to note 4 for details.
Investing Activities				
Non-operating Grants, Subsidies and Contributions	(2,353,048)	(93.02%)	▼ Timing	Capital grants are recognised in line with capital expenditure.
Proceeds from Disposal of Assets	(358,453)	(85.04%)	▼ Timing	Will be monitored throughout the year. Refer to note 4.
Capital Acquisitions	3,713,318	49.90%	▲ Timing	Refer to note 6.
Financing Activities				
Payment of lease liability	73,018	85.41%	▲ Timing	Varying repayment terms on lease agreements. Will be monitored throughout the remainder of the year.
Proceeds from new interest earning liability	(107,500)	(100.00%)	▼ Timing	Proceeds received from leasing company as dependent on timing of new lease take ups.
Principal elements of interest earning liability	(79,011)	(86.03%)	▼ Timing	Timing of take up of new liability agreements with leasing company.
Repayment of debentures	(163,428)	(22.72%)	▼ Timing	Will be monitored throughout the year.

ATTACHMENT 1.2

2022/23 Capital Carryovers to 2023/24

Asset type	Project Number	Description	Current Budget 2022/23	Actuals as at 30/06/2023	Current Carryover Budget 2023/24	2023/24 Proposed Adjustment	Adjusted 2023/24 Carryover Budget	Funding 2022/23 Current Budget		Funding 2023/24 Current Carryover Budget		Funding 2022/23 Actuals		Funding 2023/24 Proposed Carryover Budget	
								External Grants & Contributions	COM Funding (incl Proceeds, Loans & Reserves)	External Grants & Contributions	COM Funding (incl Proceeds, Loans & Reserves)	External Grants & Contributions	COM Funding (incl Proceeds, Loans & Reserves)	External Grants & Contributions	COM Funding (incl Proceeds, Loans & Reserves)
Buildings	750647	Dawesville Community Centre	203,529	274,729	489,370	(71,200)	418,170	203,529	-	469,523	19,847	274,729	-	398,323	19,847
Buildings	750657	MPAC Internal Refurb	321,007	322,247	27,793	(1,240)	26,553	155,716	165,291	-	27,793	155,716	166,531	0	26,553
Buildings	750661	Works & Services Building Refurb	83,595	103,480	102,805	(19,885)	82,920	-	83,595	-	102,805	-	103,480	-	82,920
Buildings	750678	ManPAC RVIF Lighting	740	51,212	266,755	(50,472)	216,283	-	740	-	266,755	-	51,212	-	216,283
Buildings	750681	MARC Roof Repairs	3,674,825	1,501,026	3,860,829	2,173,800	6,034,628	1,840,545	1,834,280	3,777,524	83,305	1,500,545	481	4,117,524	1,917,104
Buildings	750686	22-23 Enhancements to Reserve Changerooms	33,016	15,111	23,300	17,905	41,205	-	33,016	-	23,300	-	15,111	-	41,205
Buildings	750689	Works & Services Building Refurb	46,739	46,739	555,376	100,000	655,376	-	46,739	-	555,376	-	46,739	-	655,376
Buildings	750702	Civic Building Roof Renewal	63,935	29,335	66,065	34,600	100,665	-	63,935	-	66,065	-	29,335	-	100,665
Buildings	750706	Mandurah Community Museum Roof & Gutters	145,000	112,168	34,326	32,832	67,157	-	145,000	-	34,326	-	112,168	-	67,157
Buildings	750712	Refurbishment of Billy Dower Youth Centre	12,372	10,872	45,000	1,500	46,500	-	12,372	-	45,000	-	10,872	-	46,500
Buildings	750729	MPAC Fly Tower and Auditorium Facade Cladding and Roof	1,389	10,269	98,611	(8,880)	89,731	-	1,389	-	98,611	-	10,269	-	89,731
Buildings	750730	Falcon eLibrary Air Conditioning	20,357	72,446	144,643	(52,089)	92,554	-	20,357	-	144,643	-	72,446	-	92,554
Buildings	750660	WMC Tipping Shed	12,599	1,276	142,616	11,322	153,939	-	12,599	-	142,616	-	1,276	-	153,939
Buildings	750700	Administration Building - Foyer Upgrade	258,733	237,911	-	20,823	20,823	-	258,733	-	-	-	237,911	-	20,823
Buildings	750687	22-23 LED Buildings Plan	48,418	27,656	-	20,762	20,762	-	48,418	-	-	-	27,656	-	20,762
Buildings	750705	Mandurah Community House (MFHS & Pottery House) Roof Renewal	105,213	88,625	-	16,587	16,587	-	105,213	-	-	-	88,625	-	16,587
Buildings		Other Buildings	14,390	-	-	14,390	14,390	-	14,390	-	-	-	-	-	14,390
Buildings	750671	Mandurah Library Re Roofing Project	153,935	132,785	-	21,150	21,150	-	153,935	-	-	-	132,785	-	21,150
Total Buildings			5,199,793	3,037,887	5,857,489	2,261,905	8,119,393	2,199,790	3,000,002	4,247,047	1,610,442	1,930,990	1,106,897	4,515,847	3,603,547
Coastal & Estuary	910075	Birchley Road Boat Ramp Jetty	5,502	25,318	74,826	(19,816)	55,010	-	5,502	-	74,826	-	25,318	-	55,010
Coastal & Estuary	910076	Dawesville Foreshore Reserve (Leura Street) Rock Protection	86,165	30,024	-	56,141	56,141	-	86,165	-	30,024	-	30,024	-	56,141
Coastal & Estuary	910077	Dawesville Foreshore Reserve (Avon Court) Rock Protection	99,611	27,240	-	72,371	72,371	-	99,611	-	-	-	27,240	-	72,371
Total Coastal & Estuary			191,278	82,582	74,826	108,696	183,522	-	191,278	-	74,826	-	82,582	-	183,522
Drainage	600189	DR 130 Mandurah Terrace	16,227	17,324	25,000	(1,097)	23,903	-	16,227	-	25,000	-	17,324	-	23,903
Drainage	600190	DR 30 George Street Drainage Improvement	18,073	19,170	44,799	(1,097)	43,702	-	18,073	-	44,799	-	19,170	-	43,702
Drainage	600192	DR Cervantes Drive	15,977	17,074	20,522	(1,097)	19,425	-	15,977	-	20,522	-	17,074	-	19,425
Drainage	600193	DR Colonial Court Drainage Upgrade - Stage 1	41,729	56,018	234,380	(14,290)	220,090	-	41,729	-	234,380	-	56,018	-	220,090
Drainage	600196	DR Lorton Road/Ashley Terrace Intersection Stage 1	116,308	186,715	42,652	(42,652)	-	-	116,308	-	42,652	-	186,715	-	-
Total Drainage			208,314	296,301	367,353	(60,233)	307,120	-	208,313	-	367,353	-	296,301	-	307,120
Other	700055	Eastern Foreshore South Precinct	650,000	719,779	2,762,166	(69,779)	2,692,387	650,000	-	2,579,490	182,676	719,779	0	2,509,711	182,676
Other	700056	Western Foreshore Recreation Precinct	1,340,000	1,282,947	1,989,677	57,053	2,046,729	-	1,340,000	-	1,989,677	-	1,282,947	-	2,046,729
Other	880012	Lakelands-Madora Bay Pedestrian Bridge	235,189	160,774	-	74,415	74,415	-	235,189	-	-	-	160,774	-	74,415
Other	930038	MARC Geothermal Pump & VSD	233,628	227,986	-	5,640	5,640	-	233,626	-	227,986	-	227,986	-	5,640
Total Other			2,458,815	2,391,486	4,751,842	67,329	4,819,171	650,000	1,808,815	2,579,490	2,172,353	719,779	1,671,707	2,509,711	2,309,461

2022/23 Capital Carryovers to 2023/24

Asset type	Project Number	Description	Current Budget 2022/23	Actuals as at 30/06/2023	Current Carryover Budget 2023/24	2023/24 Proposed Adjustment	Adjusted 2023/24 Carryover Budget	Funding 2022/23 Current Budget		Funding 2023/24 Current Carryover Budget		Funding 2022/23 Actuals		Funding 2023/24 Proposed Carryover Budget	
								External Grants & Contributions	COM Funding (incl Proceeds, Loans & Reserves)	External Grants & Contributions	COM Funding (incl Proceeds, Loans & Reserves)	External Grants & Contributions	COM Funding (incl Proceeds, Loans & Reserves)	External Grants & Contributions	COM Funding (incl Proceeds, Loans & Reserves)
Parks	700514	Bortolo Fire Track Water Infrastructure	106,123	106,851	18,877	(728)	18,149	-	106,123	-	18,877	-	106,851	-	18,149
Parks	700485	Bortolo Park Drainage Basin	26,772	34,746	23,228	(7,974)	15,254	-	26,772	-	23,228	-	34,746	-	15,254
Parks	700518	Eastport Foreshore Upgrade	15,851	29,044	148,534	(13,193)	135,341	2,664	13,186	148,534	-	15,858	13,186	135,340	0
Parks	700521	Lakes Lawn Cemetery - Plinths and Irrigation Upgrade	23,262	31,951	33,528	(8,688)	24,840	-	23,262	-	33,528	-	31,951	-	24,840
Parks	700523	Kangaroo Paw Park	438,618	405,967	34,492	32,650	67,142	-	438,618	-	34,492	-	405,967	-	67,142
Parks	700530	Falcon Bay Stage 5 of 5	45,405	46,485	377,929	(1,080)	376,849	-	45,405	-	377,929	-	46,485	-	376,849
Parks	700566	Bruce Cresswell Reserve Stage 1 of 2	344,730	344,617	130,020	113	130,133	-	344,730	-	130,020	-	344,617	-	130,133
Parks	700531	2022-23 Falcon Reserve Activation Plan - Implementation	25,159	29,155	27,990	(3,996)	23,994	-	25,159	-	27,990	-	29,155	-	23,994
Parks	700533	2022-23 South Harbour Paving Upgrades	106,435	100,334	64,046	6,101	70,148	-	106,435	-	64,046	-	100,334	-	70,148
Parks	700519	South East Dawesville - Boundary Fence	79,115	67,280	-	11,835	11,835	-	79,115	-	-	-	67,280	-	11,835
Parks	700527	Mandurah Ocean Marina Bocce Court Upgrade	2,256	2,256	-	20,000	20,000	-	2,256	-	-	-	2,256	-	20,000
Parks	700532	Merlin Street Activation Plan - Implementation	56,593	28,824	-	27,769	27,769	-	56,593	-	-	-	28,824	-	27,769
Total Parks			1,290,319	1,227,509	858,644	62,810	921,454	2,664	1,287,655	148,534	710,111	15,858	1,211,652	135,340	786,114
Roads	500016	Smart Street Mall Upgrade	452,000	454,101	208,679	(2,101)	206,578	-	452,000	-	208,679	-	454,101	-	206,578
Roads	501089	RC Peel Street Stage 3	184,194	532,039	1,343,906	(347,845)	996,061	184,194	-	815,806	528,100	503,939	28,100	496,061	500,000
Roads	501113	SP Halls Head PSP	370,946	500,113	773,890	(129,168)	644,722	370,946	-	29,054	744,835	380,000	120,113	20,000	624,722
Roads	501127	Falcon Reserve Activation Plan - Stage 3	370,426	257,105	57,826	113,321	171,147	-	370,426	-	57,826	-	257,105	-	171,147
Roads	501130	City Centre Streetscape Upgrades	20,023	-	100,000	20,023	120,023	-	20,023	-	100,000	-	-	-	120,023
Roads	501131	Dawesville Channel SE Foreshore Upgrade	31,957	32,257	141,150	(300)	140,850	8,850	23,107	141,150	-	9,150	23,107	140,850	(0)
Roads	501136	Senior Citizens Carpark	17,826	18,539	100,000	(713)	99,287	-	17,826	-	100,000	-	18,539	-	99,287
Roads	501148	RR Olive Road	270,103	351,544	151,512	(81,441)	70,071	245,000	25,103	55,000	96,512	245,000	106,544	55,000	15,071
Roads	501175	22-23 TM Discretionary Traffic Management	71,602	74,398	70,733	(2,797)	67,936	-	71,602	-	70,733	-	74,398	-	67,936
Roads	501181	TM Estuary Road Delineation	10,142	29,415	27,672	(19,273)	8,399	7,379	2,763	11,069	16,603	10,049	19,366	8,399	(0)
Roads	501182	SL Old Coast Road/McLarty Road/Leeward Road Ent	5,378	9,723	43,526	(4,345)	39,181	5,378	-	41,230	2,295	9,723	(0)	36,885	2,296
Roads	501183	SL Lakes Road/Murdoch Drive	18,247	22,592	84,977	(4,345)	80,632	18,247	-	40,947	44,030	22,592	(0)	36,602	44,030
Roads	501129	Trails Project	281,631	281,202	696,345	429	696,774	281,631	-	599,025	97,321	281,202	(0)	599,453	97,321
Roads	501254	Installation of CCTV - Giants of Mandurah Coodanup Foreshore	18,086	-	-	18,086	18,086	-	18,086	-	-	-	-	-	18,086
Roads	501178	Merlin Street Reserve Southern Car Park	92,057	78,389	-	13,668	13,668	-	92,057	-	-	-	78,389	-	13,668
Roads	501132	Installation of Flood Lighting at Mandurah Tennis Club	252,228	250,966	-	1,262	1,262	53,524	198,704	-	-	53,524	197,442	-	1,262
Roads	501179	22-23 SF Street Furniture New Program	53,581	47,597	-	5,985	5,985	-	53,581	-	-	-	47,597	-	5,985
Roads	501084	Peel Street - Power Relocation	479,671	374,897	-	104,774	104,774	479,671	-	-	-	374,897	(0)	104,774	(0)
Total Roads			3,000,097	3,314,875	3,800,216	(314,779)	3,485,436	1,654,819	1,345,278	1,733,282	2,066,934	1,890,076	1,424,799	1,498,025	1,987,412
GRAND TOTAL			12,794,248	12,794,248	15,710,370	2,125,728	17,836,097	4,507,273	7,841,340	8,708,352	7,002,018	4,556,702	5,793,938	8,658,923	9,177,175



**CREDITORS SCHEDULE OF
ACCOUNTS
AS AT 31 August 2023**

**Creditors Schedule of Accounts
As at 31st August 2023**

Creditor	Invoice number	Narration	Total
4 Signs Pty Ltd	14095	Staff Name Plate - Casey Mihovilovich	60.50
	14063	ACM Panel Parking Signs	1,078.00
4 Signs Pty Ltd Total			1,138.50
A1 Locksmiths WA Pty Ltd	JN49024	Lock Repair Milgar Reserve Ablution	145.00
	JN49960	Lock Repair Orion Rd Toilets	145.00
	JN49989	Lock Fitting 44 Ormsby Tce	1,106.45
	JN52275	Lock Repair HHRC	165.00
	JN52784	Lock Repairs Parents Room	165.00
	JN48136	Lock Fitting Rakoa Reserve	206.50
	JN48137	Lock Repair Quandong Park BBQ	145.00
	JN48138	Lock Repair Aristide Retreat BBQ	145.00
	JN54817	Locks Rushton Park North Pavilion	268.50
	JN54815	Locks Novara Foreshore Toilets	145.00
	JN54808	Locks Lakelands Park Changerooms	145.00
	JN54806	Indicator Bolt	261.00
	JN55280	Service Call Out Fee Flag Pole	145.00
	JN55281	Locks, Push Plate Keith Holmes Toilet	282.20
	JN55319	Repair Broken Lock	177.00
	JN55555	Locks Falcon Bay Ablution	177.00
	JN55282	Eastern Foreshore BBQ	175.00
	JN54211	200 x Abloy Keys	3,600.00
	JN44501	Toilet Door Breakwater Parade	177.00
	JN37331	Locks Blue Bay Ablution	2,136.50
	JN55624	Service Cylinder Front Door	145.00
	JN56051	Locks Female Toilet Rushton Main	145.00
	JN55642	Barbecue Lock Repair	180.00
	JN55927	Admin Building Eastern Door	597.50
	JN52269	Entry Key Surround MARC	1,200.00
	JN48669	Switch Board Still Meadow Turn Park	1,375.25
	JN55515	Key Snapped off in Lock	465.00
	JN49162	Canteen Kiosk Rushton Park	324.65
	JN54812	Lock MARC Ladies Shower	735.00
	JN55114	Abus Padlocks, Master Key	3,060.00
	JN56100	Lock on Office Door Ops Centre	239.00
	JN54813	Recode First Lock on Box Next to Tesla	145.00
	JN56024	Lock Keith Holmes Reserve Toilet	369.07
	JN56484	Indicator Bolt Mewburn Centre	177.00
	JN57029	Duplicate MLA Keys - MARC	210.00
	JN49256	Locks Bortolo Pavilion	320.00
	JN55426	Cutting Abloy Keys	19.00
	JN55279	Cutting Abloy Keys	28.50
	JN56745	Lock Mary Street Ablution	145.00
	JN50307	Brava Urban Deadbolt SS Single	58.00
	JN57035	Abloy Keys - Cutting Only	30.50
	JN56704	Lock Kit Mandurah Bowling Club	550.00
	JN56903	Repair/Replace Locks Falcon Bay	440.00
	JN55558	Replace/Repair Bolts	1,149.90
	JN54223	Repairs Broken Locks Irrigation Cabinets	339.50
	JN54804	Fit Bolts Male Toilet Eastern Foreshore	177.00
	JN54816	Repair Broken Locks Ladies Toilets	177.00
A1 Locksmiths WA Pty Ltd Total			22,714.02
Alternative Power Solutions	12540	Pull Out Vegetation Tidy Up With Mulch	594.00
	12531	Maintenance Temporary Fenc	476.00
	12532	Mulch works Benalla Way	1,306.80
	12533	Illegal dumping 59 Perseus Rd	1,306.80
	12534	Remedial works around Giant	1,306.08
	12526	Dismantle bike jumps at Floribunda Res	594.00
	12525	Bruce Creswell Reserve works	2,376.00
	12535	Remove Playground at Suncrest Meander	1,069.20
	12529	Eastport Foreshore	1,425.60
	12536	Washout works at Princeton Dr	594.00
	12537	Install 2 Seats Southmead Green	1,082.40
	12543	Limestone Path Maintenance - Hall Park	594.00
	12542	Reserve & Street Tree Planting	2,425.00
	12539	Park Ridge Foreshore Logs	831.60
	12544	Signature Circle Reserve	1,900.80
	12541	Mow/Mulch Lord Hobart Reserve	6,402.00
	12538	Flatten Out & Fill in BMX Tracks	712.80
	12545	Falcon Bay Tree Planting	1,950.00
Alternative Power Solutions Total			26,947.08
Australia Post	1012605675	Postage Ending 31/7/23	209.94
Australia Post Total			209.94
Baileys Fertilisers	39895	Soil Improver Plus 25L	486.42
	40196	Liquid App - Iron & Manganese	2,366.28
	40195	Fertiliser Application	22,184.70
Baileys Fertilisers Total			25,037.40
Ballantyne Plumbing Gas & Electrical	169625	Reconnect Ceiling Light MARC	140.25
	834312	Western Power Design Fee	1,669.80
	833894	Inspect Power Box Next to Footpath	187.00
	833895	Inspect Light Fitting Near Water Leak	148.27
	833900	Investigate Report no Power	140.25
	833903	Replace Damaged Cover Plate Light Switch	146.74

Creditor	Invoice number	Narration	Total
Ballantyne Plumbing Gas & Electrical	833908	Replace Broken Power Point	172.50
	833909	Light Switch Not Working	195.38
	833910	Inspect Cables for Computers MARC	93.50
	833911	Water Storage Tank Causing	93.50
	833912	Replace Cover Plate in Female Toilet	169.41
	833913	Inspect Blown Lamps in Female Toilet	170.13
	833929	Inspect Lights not Working in Reserve	140.25
	833930	Remove Exit Sign in Function Roo,	93.50
	833937	Investigate Library Lights Not Working	374.39
	833943	Attend Site Damaged Switchboard	308.00
	833947	Remove Earth Cable Out of Ground 5	303.88
	833976	Inspect GPO's Near Bar	116.88
	834113	- MARC Direct Duress Alarm in the UAT	116.88
	834126	Broken Power Outlet Switch Cover	510.20
	834127	Barbecues not Working	187.00
	834128	RCD Tripping on Ongoing Basis	233.75
	834129	Installation of 3 Phase Power Point	1,630.04
	834132	Check Disabled Toilet Light	140.25
	834134	1st Floor Admin Building	231.00
	834133	Power Point Tripping Out	411.30
	834143	Smoke Alarm is Sounding	192.79
	834150	Attend to Lights & Fan Not Working	654.14
	834154	No Power in City Fleet Kitchen	116.88
	834145	Replace Light Globes HHRC	896.93
	834466	Faulty GPO Billi is Not Working	140.25
	834442	Lights Flickering First Floor	140.25
	834376	Investigate Barbecue not Working	187.00
	834160	Barbecues not Working	116.88
	834164	Barbecues not Working	187.00
	834165	Damaged Light Fitting Toilet Block	253.17
	834162	Barbecue not Working	93.50
	834167	Replace Light Bulbs Aztec Kitchen &	142.93
	834204	New Light Bulb Ladies 1st Floor Toilet	93.50
	834214	Strip Lights Office, Storeroom HHRC	264.59
	834213	Lights Not Working in Admin Building	192.51
	834216	Flouro Work in Toilet Not Working	201.67
	834365	Repairs to Electrical Box Cover	140.25
	834362	Replace Faulty Exhaust Fan	232.97
	834415	Attend Site Test Exposed Cables MARC	140.25
	834393	Replace Damaged Electrical Bollard	7,761.85
	834280	Scoreboard not Working MARC	327.25
	834278	Repairs to BBQ Rakoa Street Reserve	233.75
	834311	Install new LED Panel Seniors Centre	179.48
	834297	Reset Isolator on BBQ	116.88
	834407	LED Lighting Admin Building	1,683.00
	834481	Inspect & Replace Lamps, Starters Falcon	305.45
	834473	Investigate High Fault Loop Impedance	5,809.97
	833960	RCD Testing Bouvard Locations	116.88
	833962	RCD Testing Wannanup	187.00
	833966	RCD Testing Dudley Park Locations	233.75
	833965	RCD Testing Coodanup	140.25
	833981	RCD Testing MARC	327.25
	833972	RCD Testing Tickner Reserve	93.50
	833974	RCD Testing Rigel Reserve	93.50
	833967	RCD Testing - Third Avenue Buildings	140.25
833953	RCD Testing Boat Hire Jetty 1 MOM	93.50	
834496	Exposed Wires Erskine Foreshore Ablution	233.75	
833647	Remove Earthing from Counter Tops	233.75	
833197	Attend to Wall Fan in Cardio Area MARC	187.00	
833649	Replace Light Bulbs in Waiting Area	238.24	
833045	No Water to Hockey Turf	445.50	
832570	Check Power Boxes & Switchboards	187.00	
832916	Dislocate Heater Units	815.60	
832446	Damaged Bollard Light The Palladio	187.00	
832235	Repairs to Power Outlet	143.78	
832398	Repairs to Bollard Near Batting Cage	116.88	
834487	Reconnect Ceiling Light MARC	140.25	
834638	Administration Bay Lighting Upgrade	7,383.09	
834631	Install LED Lighting Admin Building	1,363.67	
834867	Administration Reception Light Upgrade	11,810.71	
834611	Refit Power Point Falcon Library	420.75	
834499	Replace BBQ Ignition Button	140.25	
834581	Electric Shock Door Handle	2,985.14	
834495	Repair projector screen at Sutton Hall	140.25	
834490	Duress Alarm at MARC	140.25	
834207	Exposed wires at Rushton Park	4,303.78	
834531	Replace Hand Dryer at MARC	4,729.11	
834513	Refix HWU at Seniors	472.63	
834500	Flickering Light at Seniors	140.25	
834199	Replace Highbay fittings at MARC	8,171.68	
834706	Exhaust Fans Not Working	259.88	
834698	Replace Power Point in Gym Appraisal	187.00	
833982	RCD Testing Switchboard in Kitchen	93.50	
833983	RCD Testing Thomson Street Paviilion,	93.50	
834180	RCD Testing Rotary Park	140.25	
833985	RCD Testing Mandurah Bowling Club,	140.25	

Creditor	Invoice number	Narration	Total
Ballantyne Plumbing Gas & Electrical	833881	Residual Current Device Testing	93.50
Ballantyne Plumbing Gas & Electrical Total			76,493.21
Battery World	6110111743	Century ISS EFB battery	325.00
	6110111756	Drypower 12V 5Ah SLA Battery	41.95
	6110111765	N150 MF Century Battery	900.00
	6110111766	NS40Z MF Century HP Automotive Battery	165.00
	6110111767	2 x N100L MF Century Battery	700.00
	6110111781	Drypower Battery	604.75
	6110111720	DIN53LH MF Yuasa Battery	250.00
Battery World Total			2,986.70
Bidfood	59812464	Seniors Dining Room Supplies	704.91
	59856384	Seniors Cafe Supplies	375.48
	59742146	Seniors Dining Room Supplies	397.43
	59714968	Pudding - Seniors Dining Room	379.10
	59926612	Catering Supplies - Seniors	1,236.67
	59883162	Catering Supplies - Seniors	504.77
	59507019	Catering Supplies - Seniors	829.22
	60067366	Catering Supplies - Seniors	650.78
Bidfood Total			5,078.36
Blackwoods Electrical Supplies	SI05385063	Back Supports	259.83
	SI05373828	Black Artiline Markers	100.02
	SI05371890	Alpine Willow Jugs	269.81
	SI05365496	Alpine Jugs	416.59
	SI05409888	Gloves	389.03
	SI05347576	Gloves, Respirators	556.01
	SI05447910	Goggles	344.96
	SI05460683	Gloves	194.51
	SI05475368	Square Mouth Shovels,	316.77
	SI05488341	Lens Cleaner	829.69
	SI05510006	Long Handle Shovels	211.18
	SI05676919	Riggers Gloves	64.81
	SI05655614	Mesh Barricade, Rags, Rakes	544.16
Blackwoods Electrical Supplies Total			4,497.37
BP Australia Pty Ltd	5006848107	5,005L Diesel - Ops Centre	8,416.86
	BP JULY 23	BP Fuel Card Transactions	4,261.89
	5006860707	Diesel 2,992L	5,228.33
	5006869410	3001L Ultimate Diesel	5,541.99
	5006880534	3004L Ultimate Diesel	5,793.34
	5006888810	Diesel 2,501L 23/8/23	4,906.47
BP Australia Pty Ltd Total			34,148.88
Brownes Foods Operations Pty Limited	17324485	Milk Falcon Library 25/7/23	4.12
	17325060	Milk - Ops Centre 26/7/23	25.71
	17333160	Milk - Council 31/7/23	106.24
	17332312	Milk - Depot 31/7/23	26.97
	17332502	Milk - Southern Ops 31/7/23	6.18
	17333192	Milk - Seniors 31/7/23	146.58
	17335260	Milk, Yoghurt, Cheese	114.70
	17335270	Milk - Mandurah Library 1/8/23	4.12
	17123625	Milk - Mandurah Library	3.78
	17336297	Milk - Depot 2/8/23	25.71
	17343794	Milk - Depot 7/8/23	26.97
	17344054	Milk - Southern Ops 7/8/23	11.77
	17347166	Milk - Mandurah Library	4.12
	17349651	Milk - Admin 9/8/23	109.26
	17279532	Milk, Coffee, Yoghurt, Cheese	352.41
	17357813	Milk, Coffee, Yoghurt, Cheese	210.36
	17357521	Milk - Admin 14/8/23	151.56
	17340804	Coffee, Yoghurt, Cheese	99.44
	17348796	Milk Ops Centre 9/8/23	25.71
	17360890	Milk - Mandurah Library 15/8/23	4.12
	17356922	Milk - Southern Ops 14/8/23	6.18
	17356732	Milk - Ops Centre 14/8/23	26.97
	17367904	Milk - Ops Centre 21/8/23	26.97
	17368069	Milk - Southern Ops 21/8/23	6.18
	17337180	Milk - Seniors 2/8/23	31.41
	17349662	Milk Seniors 9/8/23	31.41
	17369078	Milk - Admin 21/8/23	105.14
	17368881	Milk & Cream - Seniors 21/8/23	101.21
	17361985	Milk - Seniors 16/8/23	31.41
	17344705	Milk & Cream - Seniors 7/8/23	115.17
	17366448	Milk, Coffee, Yoghurt	130.08
	17380915	Milk - Council 28/8/23	119.56
	17377463	Cream, Yoghurt, Cheese	331.90
	17383429	Milk Mandurah Library	4.12
	17380238	Milk - Ops Centre 28/8/23	26.97
	17380409	Milk - Southern Ops 28/8/23	6.18
	17384659	Milk - Depot 30/8/23	25.71
	17383423	Milk, Coffee, Yoghurt	99.40
Brownes Foods Operations Pty Limited Total			2,685.80
Bunnings Building Supplies Pty Ltd	2444/01341390	Drill Bit, Eye Bolts, Shackles	84.98
	2444/01491373	Rubber Mallets, Trowels, Gloves,	795.28
	2707/01323142	Spirit Level	189.05
	2444/01491876	Ratchet Tie Down	24.05
	2444/01491898	Combo Kit	669.00
	2444/01560241	Cloth Duct Tape	12.80
	2444/01560719	Herbicide, Hand Tool, Umbrella	131.56

Creditor	Invoice number	Narration	Total	
Bunnings Building Supplies Pty Ltd	2707/01587540	Snap Hook	7.20	
	2707/01443058	Wire Tie	28.78	
	2707/01587959	Snips, Cable Ties, Netting	55.15	
	2707/01443152	Osmocote Fertiliser	50.84	
	2444/01484614	Rubbish Bins, Mulch	301.29	
	2444/01488475	Contour Gauge	38.18	
	2444/01489499	Hand Riveter	45.51	
	2707/01324796	Drill Bits, Drive Fastener	228.36	
	2707/01584649	Roller Cover	12.16	
	2444/01558652	Plaster Repair Panel	7.71	
	2444/01560019	Mortar, Plaster Tool	67.87	
	2444/01560658	Door Stop	18.91	
	2707/01443108	Cover Plate, Grout	35.32	
	2707/01196923	Joiner,DWV PVC	48.01	
	2707/01587935	Pine, Plaster Repair Panel	17.93	
	2707/01586945	Treated Pine	292.81	
	2707/01586954	Cleaner, Degreaser	92.88	
	2444/01488471	Drain	12.68	
	2444/01489162	Door Stop, Adhesive	42.53	
	2444/01491788	Cleaning Products	16.05	
	2444/01489477	Duct Tape	19.38	
	2707/01441373	Drill Bits, Nuts	129.26	
	2707/01243364	Cutting Discs, Drill Bits, Fuel Can	238.52	
	2444/01340823	Drill Bits, Screwdriver	63.49	
	2707/01434043	Safety Barrier	285.00	
	2444/01558767	Interior White Paint	723.35	
	2444/01560917	Plywood, Cutting Service Charges	157.79	
	2707/01588172	Lawn Seed	72.87	
	2444/01346280	Cable Ties, Sharpening Kit	45.85	
	2707/01331985	Eye Plate, Water Fitting	16.26	
	2444/01562563	Masking Paper	21.23	
	2707/01445286	Paint Mixer	11.65	
	2707/01333390	Secateurs, Hooks	134.96	
	2444/01492939	Wall Plugs, Screws, Drill Bits	117.18	
	2444/91214286	Fence Posts, Tin Snips, Cable Ties,	373.38	
	2444/00127503	Compression Locks, Drop T Locks	98.40	
	2444/01563066	Aviation Snips, Cup Hooks,	81.03	
	2444/01494766	Plaster Repair Panels	23.13	
	2444/01352394	Wire Brushes, Sharpening Stones	212.47	
	2444/01567319	Decking Oil, Diamond Blade, Paint Brush	168.59	
	2444/01567128	Decking Jarrah/Screws	270.60	
	2444/01497400	Drill Bits, Silicone, Sealant	327.90	
	2444/01567321	Decking Jarrah	73.68	
	2707/01597130	Gauging Trowel, Muli Tools	25.40	
	2707/01593526	WD40, Spray Paint, Garden Sprayer	66.62	
	2444/01497427	Duct Tape, Safety Mesh	64.48	
	2444/01275684	Gas Exchange	242.01	
	2707/01596369	Door Stops, Roller Latch	62.72	
	2444/01566914	Treated decking Pine	17.48	
	2444/01497565	Masking Tape, Silicone	34.01	
	2444/01568073	Padlock, Nuts & Bolts	16.80	
	2444/01495819	Broom Holder	44.97	
	2444/01177285	Duct Tape	15.70	
	2444/01274717	Extension Lead, Tap	44.63	
	2444/01494866	USB Cable and Accessories	208.51	
	2707/01336903	Multi Tool, Plaster, Screws	119.01	
	2444/01358886	Drill Bit, Planer Blade,	99.59	
	2707/01593362	Hole Saw, Drill Bits, Open River	62.03	
	2444/01353727	Screwdriver Set	3.59	
	2444/01493087	Screwdriver Set, Wrench, Tool Tote	925.29	
	2444/01353041	Extension Lead, Pinnacle Hook	9.97	
	2707/01594113	Wire Rope Grips	16.70	
	2444/01180566	Post Hole Shovel	45.26	
	2444/01569635	Nuts & Bolts, Drill Bit, Washer	54.47	
	Bunnings Building Supplies Pty Ltd Total			9,172.10
	Cable Locates & Consulting	1088	Location Service Mary St	605.00
		1098	Location Service Tree Planting	2,381.50
		969	Location Service Duncan Rd	3,181.75
		1089	Location Service Various Parks	1,023.00
		1120	Location Service - Marco Polo Avenue	768.35
		1123	Cable Location - Eastern Foreshore	857.08
1121		Location Service Henson St Reserve	1,020.69	
Cable Locates & Consulting Total			9,837.37	
Cleanaway - Mandurah	21747101	Bins for Event - National Tree Day	9.46	
	21743298	Tims Thicket June 2023	12,292.70	
	21743265	COM Works June 2023	1,423.19	
	21743264	COM Parks June 2023	7,036.73	
	21743261	COM - WMC June 2023	11,369.44	
	21747955	Refuse Service July 2023	1,197,634.25	
	21747033	Quarry Park 21/7/23	14.19	
	21746719	Leprechaun Park 31/7/23	7.10	
	21745464	Western Foreshore 26/7/23	66.22	
	21746721	Leprechaun Park 24/7/23	7.10	
	21745512	Bin Rental July 2023	388.38	
	21745466	Bortolo Drive 31/7/23	18.92	
	21747685	Bins for Event Bortolo Reserve	18.92	

Creditor	Invoice number	Narration	Total	
Cleanaway - Mandurah	21746937	Bins for Event Western Foreshore	66.22	
	21746938	Bins for Event Leprechaun Park	7.10	
	21746935	Bins for Event Leprechaun Park	7.10	
	21746723	Bins for Event Bortolo Reserve	28.38	
	21747031	Bins for Event Tuart Avenue Park	14.19	
	21752138	Waste Alliance August 2023	1,195,729.32	
	21747028	Bins for Event Black Swan Lake 25/8/23	14.19	
	21747247	Bins for Event Leprechaun Park 21/8/23	7.10	
	21751569	Bins for Event Hall Park 21/8/23	93.85	
	21751570	Bins for Event Hall Park	28.38	
	21746725	Bins for Event Meadow Springs Oval	7.10	
	21746740	Bins for Event Bortolo Reserve 21/8/23	14.19	
	Cleanaway - Mandurah Total			2,426,303.72
	Coca-Cola Amatil (Holdings) Ltd	368579752	Powerade, Coke	656.07
368734971		Coca Cola	559.35	
368989196		Coke, Water	531.74	
Coca-Cola Amatil (Holdings) Ltd Total			1,747.16	
Compu-Stor	301299	Plans Scanning 1/7/23 - 31/7/23	3,035.67	
	301300	Storage 1/7/23 - 31/7/23	2,541.91	
Compu-Stor Total			5,577.58	
Consolidated Limestone	3084	Fairbridge Road Staircase	935.00	
	3081	Repairs at Visitor Centre	220.00	
	308/2	Repairs Dolphin Drive	220.00	
	3083	Repairs 62 Pinjarra Road	220.00	
	3085	Limestone Swale	6,754.69	
	3092	Repairs to Seawall	4,400.00	
	3086	Repairs to Dislodged Limestone Block	330.00	
	3088	Replace Broken Limestone	330.00	
	3089	Repairs to Limestone Capping	330.00	
	3087	Repair Limestone Render	2,420.00	
	3090	Concrete Bollards	1,540.00	
	3091	Repair Damaged Limestone Wall	550.00	
	3093	Quondong Park Render and Paint	1,980.00	
	Consolidated Limestone Total			20,229.69
Cookie Barrel	459454	Cookies	230.40	
	459873	Cookies	110.77	
	460314	Cookies	201.16	
Cookie Barrel Total			542.33	
Cookies & More	983751	Flourless Muffins	44.00	
	985331	Muffins, Slices	110.88	
	988493	Muffins	176.88	
	991513	Flourless Muffins, Slices	156.86	
Cookies & More Total			488.62	
CTI Records Management	125230	Destruction Bin 1/7/23 - 31/7/23	300.30	
CTI Records Management Total			300.30	
D & P Couriers	7/8/23-18/8/23	Courier Service - Libraries	1,080.00	
	COURIER AUGUST	Courier Between Libraries	990.00	
D & P Couriers Total			2,070.00	
Danish Patisserie	984632	Croissant, Lamington, Carrot Cake	105.16	
	983747	Croissant, Lamington, Carrot Cake	77.77	
	987544	Croissants, Carrot Cake	98.34	
	988875	Croissant, Lamington, Carrot Cake	82.83	
	989566	Croissant	63.80	
	992404	Croissant, Lamington, Carrot Cake	84.48	
	991468	Croissant, Lamington, Carrot Cake	98.34	
	Danish Patisserie Total			610.72
Dulux Australia	501389220	PC MTSHD MULTIPURP IRON ST	21.54	
	501415954	Wash & Wear 10L	157.92	
	501420201	Aquanamel GL	47.49	
	501359680	Wall Brushes, Oval Cutters	126.31	
	501389203	ROLON MicroStripe2	41.40	
	501376919	Paint, Sash Cutters	127.55	
	501388934	Aquanamel 4L	94.13	
	501470281	Aquanamel 4L	100.29	
	501593534	Aquanamel 1L	47.49	
	501537729	Aquanamel 4L	100.29	
	501603277	Wall Patch	45.60	
	501537358	Polly Filla	30.40	
	501701296	WSHD Ext 4L, Oil Primer	113.08	
	501685886	Aquanamel 4L, WSHD Ext 4L	287.62	
	501685551	Aquanamel 1L	51.25	
	501819165	Aquanamel	74.53	
	501804090	Paint Supplies	190.92	
	501770908	Aquanamel	47.49	
	501760942	Paint Supplies	187.33	
	501559227	Surfmist Paint	44.81	
Dulux Australia Total			1,937.44	
Easisalary	JULY 2023 ITC	GST Claimable July 2023	2,955.40	
Easisalary Total			2,955.40	
Essential Aircor Services Pty Ltd	60049	HHRC Maintenance Repairs	935.00	
	60047	AirCon Preventative Maintenance MBDC	165.00	
	60046	AirCon Preventative Maintenance MARC	1,386.00	
	60043	AirCon Preventative Maintenance MSLSC	110.00	
	60045	AirCon Preventative Maintenance Civic Ct	599.50	
	60044	AirCon Preventative Maintenance HHRC	335.50	
	60153	Change Air Speed Air Con Box Office	327.25	

Creditor	Invoice number	Narration	Total	
Essential Aircor Services Pty Ltd	60037	Air Con is Not Heating Mayors Office	286.00	
	60038	Check nSpa Ambient Temperature Sensor	264.00	
	60039	Alarms MARC IT Room	264.00	
	60040	Air Con in Hockey Canteen HHCRC is	165.00	
	60041	Air Con Heater is Not Working	203.50	
	60042	Air Con is Not Working Mewburn Centre	302.50	
	60036	Controller on BMS is Not Working MARC	165.00	
	60035	Air Con Not Heating in Finance Area	165.00	
	60171	Removal of Rigid Duct work	2,053.21	
	60186	Air Con Showing Error Code	165.00	
	60185	Entry Lights Added to BMS Sensor MARC	253.00	
	60177	Repairs to Air Con System Filters	4,598.00	
	60172	Repairs to Air Con #1	3,245.00	
	59748	Replace Faulty Actuator MARC	986.70	
	60233	Adjust Aircon at Library	264.00	
	60293	MARC Heating Water System	1,067.00	
	60048	Clean MARC Air Vents	2,481.97	
	60249	Check Air Con Vent Mayor's Office	213.17	
	Essential Aircor Services Pty Ltd Total			21,000.30
	European Foods Wholesalers Pty Ltd	609980	Coffee, Drinking Chocolate	681.96
920044		Barista Coffee	324.00	
616813		Barista Coffee, Drinking Chocolate	681.96	
613374		Barista Coffee, Drinking Chocolate	448.35	
620044		Barista Coffee	324.00	
European Foods Wholesalers Pty Ltd Total			2,460.27	
Footprint (WA) Pty Ltd	59829	Postcards, Stickers, Notebooks, MARC - Cafe Menus	2,015.75 220.00	
	59828	Business Cards, Flyers,	3,744.35	
	59986	Dog/Cat Rego Cards	457.60	
	59981	Local Legends Certificate	44.00	
	59784	Song Story Flyers	110.00	
	59780	Who to Contact Magnets	522.50	
	60037	MARC Nutrition Books	308.00	
	60041	Business Cards Lisa Broadbridge	77.00	
	59738	MARC Sports Awards Flyers	77.00	
	59803	3 Kinds A4 - DL Flyers	341.00	
	59849	Gnoonie Flyers	154.00	
	59847	Health & Wellbeing Flyers	231.00	
	59800	Parking Brochures	132.00	
	59833	Kids Surveys	330.00	
	59906	Outdoor Fitness Flyers	77.00	
	59960	Customer Feedback Cards	154.00	
	60009	Business Cards Dave Shaw	77.00	
	59875	Waste Guide Booklets	3,124.00	
	60022	MARC Cafe Cards	77.00	
	60021	Business Cards Aquatic Events	77.00	
	59307	Dog Rego Pads	764.50	
	Footprint (WA) Pty Ltd Total			13,114.70
	GPC Asia Pacific Pty Ltd (Napa)	1310283735	Stop/Tail/Indicator Lamp	81.68
1310283884		Ryco Fuel Filter	36.58	
1310283851		Fuel Filter, Air/Lube Filters	280.78	
1310283983		V Belt	17.88	
1310283940		Lectra Clean	369.16	
1310285338		Fuel Filter	176.55	
1310285581		Trico Exact Fit Blade	50.88	
1310285627		Spin on Oil Filter	50.33	
1310285640		Trico Exact Fit Blade	44.28	
1310285628		Reducing nipple, Teflon Tape	59.09	
1310286144		Loctite Threadlocker 50ml	45.03	
1310286086		Threadlocker, Butane Torch	170.92	
1310286999		Lube Filter Spin On	62.71	
1310286417		Indicator Lamps	70.40	
1310287345		LED Red/Amber	127.05	
1310287879		Degreaser	176.00	
1310287557		Air Filter, P-HPR 10 FS 10W50 6L	155.86	
1310287461		Safety Tags	149.60	
1310287597		Air Filters	118.80	
1310288042		Loctite	20.08	
1310289035	LED Reverse Spot Light	138.60		
1310289031	Trans Cooler Hose	59.40		
1310289012	Jerry Cans	199.12		
GPC Asia Pacific Pty Ltd (Napa) Total			2,660.78	
Harvey Fresh (1994) Ltd	236599106	Milk	90.37	
	236612097	Milk, Flavoured Milk, Juice	227.77	
	236613096	Trim Milk	63.73	
	236640004	Milk, Juice, Flavoured Milk	224.60	
	236409049	Trim Milk, Fetta, Juice	144.57	
	236381050	MARC Cafe Supplies	213.56	
	236669140	Trim Milk	94.60	
	236692582	Milk, Flavoured Milk	103.99	
	236722784	Pauls Trim Milk	63.73	
	236666050	Ttim Milk, Flavoured Milk, Sour Cream	122.97	
	236708755	Flavoured Milk, Juice,	213.60	
	236658422	Trim Milk, Flavoured Milk, Juice	242.54	
	236746532	Trim Milk, Flavoured Milk, Juice	200.39	
	236749885	Milk, Flavoured Milk	140.97	

Creditor	Invoice number	Narration	Total	
Harvey Fresh (1994) Ltd	236772105	Trim Milk	63.73	
	236776276	Trim Milk, Flavoured Milk,	186.40	
	236656796	Milk, Flavoured Milk	150.81	
	236763927	Milk, Sour Cream, Cheese, Juice	135.93	
	236816603	Milk, Juice	183.85	
	236828916	Milk, Juice	156.63	
	236821746	Hilo Milk	99.46	
Harvey Fresh (1994) Ltd Total			3,124.20	
Infiniti Group	640238	Roll Towels	528.20	
	640234	MARC Cafe Supplies	511.41	
	629680	Twist Handle Bags	128.18	
	634726	Roll Towel, Gloves	939.09	
	635565	4 ply Paper Straws	61.60	
	635955	Cafe Supplies MARC	848.85	
	635985	Double Wall Cups	236.34	
	642243	Cafe Supplies MARC	891.28	
	641120	Cafe Supplies MARC	970.13	
	642656	Coffee, Detergent - Admin	438.31	
	643054	Tea Bags	55.81	
	643055	Clear Vinyl Gloves, Dair Dry Towell	757.55	
	643931	Tea Bags, Detergent, Stirrers, Coffee	162.93	
	643934	Chip Cups	62.92	
	644156	Coffee Stickpacks	362.52	
644364	Foil Containers, Sauce Container	103.18		
644365	MARC Cafe Supplies	751.60		
638119	Coffee, Tea Bags, Sugar, Dishwashing	827.72		
Infiniti Group Total			8,637.62	
Inlogik Pty Ltd	69049	ProMaster User Fees July 2023	857.35	
Inlogik Pty Ltd Total			857.35	
Intelife Group	P0723G	Litter Collection Skate Parks July 2023	3,760.26	
	P0723E	Roadside Litter Collection	1,793.22	
	P0723B	Fountain Cleaning at Ops Centre	1,109.63	
	P0723	Barbecue Clean July 2023	9,253.55	
Intelife Group Total			15,916.66	
James Bennett Pty Limited	4796013	Books - Falcon Library	578.02	
	PS0466788	Books - Falcon Library	285.96	
	PS0466785	Books - Falcon Library	808.08	
	4800758	Books - Falcon Library	604.57	
	PS0466784	Books - Falcon Library	691.27	
	PS0468024	Books - Falcon Library	714.18	
	PSO468788	Books - Mandurah	232.93	
	PSO468791	Books - Mandurah	682.98	
	4802738	Books - Falcon	27.43	
	PSO469216	books - Mandurah Library	443.03	
	4802936	books - Mandurah Library	97.95	
	4802071	books - Mandurah Library	542.05	
	4802932	books - Mandurah Library	571.00	
	PSO468792	books - Mandurah Library	417.79	
	4802746	books - Mandurah Library	207.74	
	4802747	books - Mandurah Library	347.85	
	PSO469076	books - Mandurah Library	306.77	
	4802933	books - Mandurah Library	437.14	
	4802935	Book - Mandurah Library	44.00	
	PSO469215	Book - Mandurah Library	40.06	
	4803844	Books - Mandurah	373.91	
	PSO469822	Books - Mandurah	34.29	
4802934	books - Mandurah Library	75.89		
4802075	books - Mandurah Library	89.99		
4802074	Book - Mandurah Library	33.96		
James Bennett Pty Limited Total			8,688.84	
JM Sales	23105	No power, Idles rough FS240	125.60	
	23109 #1	Timemaster	2,127.50	
	23049 #1	Harnesses	257.40	
	23161 #1	Brushcutter	3,906.60	
	23158 #1	500mm PA Gun	318.60	
	23176	Repairs to TS800 PO3021	222.50	
	23175 #7	CF3 Line	630.00	
	23180 #7	Forest Plus Chain Lubricant	266.40	
	23193 #1	7 x AP300 S Batteries	2,233.00	
	23191 #7	Face/Ear Protection	187.00	
	23258	Sharpen Hedgetrimmer	107.00	
	23242	Service Stihl TS800	628.55	
	23240	Service/Sharpen Hedgetrimmer	260.65	
	37578	Check the belt Stihl TS800	142.85	
	JM Sales Total			11,413.65
	Kennards Hire Pty Ltd	25242191	Prop Hire - MARC 13/7/23-27/7/23	171.60
25287122		Prop Hire MARC 27/7/23-10/8/23	171.60	
25145001		Hire Gas Detector, Gas Bump	751.80	
25282944		Hire LED Portable Light	61.60	
25319412		Hire Light Tower	598.00	
25305440		Hire Plate Compactor	1,524.80	
25324503		Hire Plate Compactor	778.40	
25335055		MARC Props 10/8/23 - 24/8/23	171.60	
Kennards Hire Pty Ltd Total			4,229.40	
Les Mills Aerobics	1230070	Licence 1/8/23 - 31/8/23	975.54	
Les Mills Aerobics Total			975.54	

Creditor	Invoice number	Narration	Total
Mandurah Sweep	1886	Sweeping of Rotunda Carpark	160.03
	1890	CBD Sweep 30/7/23	4,720.63
	1898	Services for Week Ending 13/8/23	4,720.63
	1897	Services for Week Ending 6/8/23	4,720.63
Mandurah Sweep Total			14,321.92
Mandurah Tourism Incorporated	14635	MOM Chalets - Retainer 2023-24	211,200.00
Mandurah Tourism Incorporated Total			211,200.00
Mandurah Ucart Concrete	21248	Concrete - Falcon Oval Reserve	6,024.00
	21286	Concrete - Victoria Circle	220.00
	21284	Concrete - Bower Drive	286.00
	21287	Concrete - Pinjarra Road	580.00
	21279	Concrete - Bower Drive	286.80
	21302	Concrete - Halls Head Rec Centre	220.00
	21300	Concrete - Halls Head Rec Centre	255.00
	21292	Concrete - Dampier Avenue	1,680.00
	21322	Concrete - Myerick Street	220.00
	21323	Concrete - Kookaburra Drive	220.00
	21316	Concrete - Egret Point	286.80
	21306	Concrete - Leslie Street	720.00
	21326	Concrete - Bower Street	500.00
	21311	Concrete - Perseverance Blvd	685.00
	21315	Concrete - Coolibah Avenue	816.00
	21331	Concrete - Coolibah Avenue	500.00
	21305	Concrete - Shayne Street	2,913.00
	21267	Concrete - Bower Street	1,008.00
	21344	Concrete - Bower St	420.00
	21301	Concrete - Caduceus Place	598.00
	21256	Concrete - Sharperton	245.00
	21260	Concrete - Sunday Loop	255.00
	21259	Concrete - Todds Cafe	220.00
	21075	Concrete - Spinaway Pde	1,004.00
	21050	Concrete - Tynley Loop	255.00
	21068	Concrete - McLarty/Glencoe	470.00
	21177	Concrete - Belinda Loop	220.00
	21133	Concrete - McLarty Rd	220.00
	21066	Concrete - 24 Kookaburra Drive	220.00
	21280	Concrete - 31 Ronsard Drive	220.00
	21269	Concrete - Panamuna Drive	377.00
	21264	Concrete - Falcon Reserve	3,865.40
	Mandurah Ucart Concrete Total		
Marketforce Pty Ltd	41837	Develop New Concepts for Strategic	5,142.50
	41642	Swim School and Kids Activities Calendar	459.25
	41641	Cuppa with a Copy Flyers	250.25
	41644	Outdoor Fitness Flyer	250.25
	41643	School Holidays Booklet	992.75
	41522	Environmental Strategy	5,252.50
	41528	Youth Dream Big Fund Guidelines	242.00
	41525	Emergency Assistance and Support Guide	352.00
	41524	Waste and Recycling Guide	1,479.50
	41645	Outdoor Fitness matrix	687.50
	41836	Updated Waste Guide	338.25
	41871CC	Big Check in Campaign Assets	26,179.63
	Marketforce Pty Ltd Total		
McLeods	131018	Dog Act Prosecution	604.45
	131019	Unauthorised Tree Clearing	816.75
	130963	Rate Recovery 261832	750.42
	130964	Rates Advice 539740 & 681427	1,150.38
	130961	Rates Debt Recovery	602.58
	130962	Rates Recovery - 27 Windermere Way	1,738.20
	131106	Storage of Materials 2/7 Andrew Street	4,268.83
130474	Governance Training	2,200.00	
McLeods Total			12,131.61
Office Cleaning Experts	146182	Machine Scrub Show Courts MARC	277.03
	146224	Cleaning of Rushton Park Kiosk	117.74
	146234	Quarterly Clean of Showcourt Seating	2,014.76
	146228	Cleaning of Coodanup Community Centre	2,023.30
	146232	Annual Strip & Seal Kitchen	80.77
	146233	Cleaning of Peel Community Kitchen	495.21
	146230	Cleaning of Flue & Canopy	1,028.50
	146231	Cleaning of Flue & Canopy	1,095.60
	146229	Cleaning of Thomson Street Netball	1,145.47
	146223	Machine Scrub 4 Courts MARC 15/7/23	289.62
	146227	Cleaning of Bortolo Pavilion July 2023	1,461.94
	146226	Cleaning of Rushton Park North Pavilion	712.44
	146225	Cleaning Supplies MARC July 2023	1,933.95
	146211	Cleaning of Peel Community Kitchen	356.76
	142613	Cleaning of Glass HHRC	598.09
	146216	Cleaning of Hand Dryers MARC	218.27
	146214	Supp:y Nappy Bin HHRC July 2023	17.31
	146217	Extra Sanitary Bin to Mandurah Library	19.78
	146207	Cleaning of Public Buildings	13,775.28
	146202	Cleaning of Thomson Street Netball	532.69
	146203	Supply of Sanitary Bins Thomson Street	39.67
	146204	Service of Nappy/Sanitary Bins	355.87
	146205	Wipe Mattress & Frame	218.26
146201	Cleaning of Rushton Park North Pavilion	671.68	

Creditor	Invoice number	Narration	Total	
Office Cleaning Experts	146206	Extra Vacuum Behind Seating MARC	654.79	
	146209	Supply 3 Sanitary & Nappy Bins	1,512.81	
	146210	Cleaning of Peel Community Kitchen	465.91	
	146191	Cleaning of Glass/Windows	1,030.79	
	146194	Cleaning of External Toilet	327.39	
	146193	Cleaning of Bortolo Pavilion July 2023	717.73	
	146192	Cleaning of BDYC July 2023	457.81	
	146195	Supply Sanitary Bins Mandurah	34.65	
	146197	Cleaning of Mandurah Family Centre	268.85	
	146196	Cleaning of Coodanup Community Centre	639.65	
	146199	Mandurah Library Sanitary/Nappy Service	138.59	
	146198	Cleaning of Mandurah Library July 2023	449.97	
	146200	Cleaning of Rushton Park Kiosk	208.33	
	146190	Cleaning of MARC July 2023	38,068.80	
	146212	Cleaning of HHRC July 2023	7,621.03	
	146218	Extra Sanitary bin at MARC	39.57	
	146215	Additional clean HHRC	218.25	
	146316	Machine Scrub Stadium Courts MARC 21 &	566.64	
	146317	Sweep, Rubbish Removal,	201.48	
	146320	Machine Scrub Courts MARC 29 July 2023	428.13	
	146338	Cleaning Supplies August 2023	2,897.27	
	146336	Provision of Consumables MARC August	1,605.50	
	146337	Consumables -Urinal Pads	354.00	
	146189	Machine Scrub Courts MARC	289.61	
	Office Cleaning Experts Total			88,677.54
	Peel Fencing	R011882	Fence repairs Chadwell Close	2,342.69
20918		Temporary Fencing Hire	773.97	
20987		Supply Pack of Pine Dome Top Bollards	825.00	
J020640		Repairs to Gate Park Road Dog Pound	1,041.09	
J020653		Sump Fence Repair	2,608.98	
20910		Bushland Fencing & Repair	903.68	
20919		Temporary Fencing Hire	773.97	
21388		Temporary Fencing	555.36	
20968		Temporary Fencing	924.62	
20906		Temporary Fence Hire	773.97	
21367		Repair fence at Mandurah Tennis	462.00	
J020790		Fence repair Thomson St Netball	599.00	
20917		Fence Hire Karri Karri Pass	744.99	
J020888		Repair damaged gate at MARC Carpark	275.00	
J020652		Bushland Reserve Fencing	147.68	
20909		Fence repairs at Lilac Green	9,434.84	
J020658		Sump Fence Replacement Waldron Blvd	5,687.90	
Peel Fencing Total				28,874.74
Perth Energy		110382104	41 Ormsby Tce 1/5/23 - 26/7/23	569.33
	110382133	75 Mandurah Tce 1/5/23 - 26/7/23	258.39	
	110384185	U 1/51 Allnutt Street	398.93	
	110384605	63 Ormsby Terrace	450.88	
	110384819	16 Challenger Rd 12/5/23 - 6/8/23	258.39	
	110384604	19 Fathom Turn	331.69	
	110394948	20 Dalona Pkwy 12/5/23 - 7/8/23	271.04	
	110395947	294 Oakmont Avenue	612.53	
	110396510	MOM Chalets 6 The Lido	326.96	
	110396511	303 Pinjarra Road	27,850.24	
	110396662	Mandurah Rd 25/7/23 - 24/8/23	2,833.63	
	110397178	1 Bortolo Drive	301.74	
	Perth Energy Total			34,463.75
	PFD Food Services Pty Ltd	LH878152	Chips, Nuggets, Smoothies	673.40
LH891484		Chips, Nuggets, Cheese	607.10	
LH920808		MARC Cafe Supplies	387.40	
LH906314		Ic creams, Chips, Smoothies	1,016.85	
LH933162		Chips, Chicken Schnitzel	433.45	
LI255889		Chips, Smoothies, S/R Flour, Honey	632.70	
LI241962		Chips, Smoothies, Cheese, Eggs	686.30	
LI225888		Chips, Smoothies, Chiko Rolls	1,095.55	
LH998776		Chips, Bread, Cheese, Relish	413.85	
LH944926		Ice Creams, Chips, Nuggets, Berries	964.45	
LH975298		Chips, Nuggets	795.10	
LI268965		Chips, Subs, Bread, Cheese	680.20	
LI278492		Chips, Nuggets, Chicken Meat, Berries	787.60	
LI292673		Chips, Wedges, Nuggets, Chicken	1,035.80	
LI308055		Chips, Berries, Smoothies, Chicken	757.80	
LI345952		MARC Cafe Supplies	889.35	
LI375585		MARC Cafe Supplies	739.95	
LI390488		MARC Cafe Supplies	878.90	
LI359561		MARC Cafe Supplies	1,039.70	
LH787305		MARC Cafe Supplies	603.85	
LI324375	Chips, Pie, Chicken Sausage	582.30		
PFD Food Services Pty Ltd Total			15,701.60	
Pura Natural Water Distributors	7492	Bottled Water - Marina	36.00	
	7588	Bottled Water - Marina	36.00	
	7393	Bottled Water - Marina	24.00	
	7686	Bottled Water Marina Office	72.00	
Pura Natural Water Distributors Total			168.00	
Reece Pty Ltd	596758826	Shower Handpiece	211.11	
	428378828	Plumbing Supplies - Falcon Community Ctr	1,091.75	
	596743168	Conetite Cone	34.49	

Creditor	Invoice number	Narration	Total
Reece Pty Ltd	428378251	Helix Pulse Cable	513.81
	595592882	DWV PVC Pipe	115.01
	596816940	4 Way Vandal Proof Key	11.46
	596808780	Bristol MK2 Basin Mix	353.91
	428378919	Tile Insert Waste, T-Rex Power Sealant	183.35
	595603065	Performa Aerator Female	13.10
	595601775	Ezy Push Pillar Tap	214.50
	428378989	Zip Hydrotap	5,211.32
	428378988	Zip Hydrotap G5	5,211.32
	596857220	Plumbing Supplies	114.08
	596907055	Plumbing Supplies	718.51
	428378958	GE Ezy - Push Std Wall Fcu Cold	739.26
	596923418	Walraven R/Strut Hammerfix Bup M10x40mm	17.95
	428378926	Caroma Pedigree	1,424.46
	596984500	Plumbing Supplies	874.26
	596973218	Plumbing Supplies	46.51
	428378927	Power Sealant, Power Turbo	1,623.34
	597179361	Plumbing Supplies	131.82
	597204256	32 Piece Shockwave Bit Set	21.95
	597225436	Rocut Plastic Pipe Shears	116.99
	428379194	Cartridges	741.42
	428379186	Cartridges	542.58
	428379199	Micron Filters	449.99
	428379181	Filters, Cartridges	1,410.80
	428379209	H2 Zero Repl Service Kit (2 Bio/1	1,962.93
	428379201	Micron Filters	487.94
	428379204	Replacement Filter Cartridges	323.44
	428379185	Micro Filters	515.28
	597271549	Copper Tube Cutter,	195.64
	597329932	Inlet Valves	53.46
	428379182	Filters	527.32
	428379205	Fibrethane Replacement Filter	304.35
	428379192	Cartridges	1,048.58
	428379207	Cartridges	1,048.58
	428379211	Micro Filters	511.41
	428379212	Falcon Cartridges	1,226.81
	597329905	B Press Water Elbow	28.88
	428379193	Cartridges	2,060.58
	428379189	Filters	545.14
	428379188	Filters	515.28
	428379190	Filter Cartridges	161.72
	428379206	Urinal Eco Trap, Urinal Liquid	334.25
	428379180	Filters	545.14
	428379198	Micron Filters	377.98
	428379196	Filters	144.10
	428379202	Filter Cartridges	161.72
	428379203	Filter Cartridges	161.72
	597319124	Tap, Fittings	174.84
	428379195	Filters	527.32
	428379184	Cartridges	542.58
	428379183	Filters	1,373.11
	428379197	Cartridges, Filters	336.89
	597452513	Plumbing Supplies	301.91
	428379243	Philmac Tap Sads	52.84
	597288631	Garden Tap, Crimp Adaptor, B-Press Water	45.86
	597288886	Kembla HD CU Pin, Repair Couplers	44.21
	597288560	Rapid Set Concrete, Pointing Trowel	35.78
	428379160	Easy Fix Trap	170.97
	428379208	Filters, Cartridges	1,240.83
428379187	Filters Taste/Odour Dirt/Rust	61.42	
428379309	Auspex Tee	6.57	
	Replacement Filter Cart	161.72	
	Plumbing Supplies	878.47	
	Custom Button - Olive Road	141.32	
	Nitrile Gloves	27.82	
Reece Pty Ltd Total			41,505.76
Retro Roads	1707432	Pavement Marking Pineknoll Gardens	2,020.66
	1707368	Pavement Marking BDYC	544.74
	1707371	Pavement Marking Olive Road	2,623.78
	1707471	Installation of Separation Kerbing	4,734.96
	1707496	Parking Modifications Eastern Foreshore	1,488.99
Retro Roads Total			11,413.13
Satellite Security Services Pty Ltd	17947	Repairs to Alarm System	319.97
	18164	Repair Damaged Cable Waste	652.32
	18157	Relocate Reception Duress Strobe	216.74
	18160	Gate on Coolibah Avenue	275.00
	18171	Install New Switch Ops Centre Storeroom	239.70
	18271	Replace Main Panel Battery	159.50
	18272	Replace Data Panel Battery	159.50
	18282	Cal Out to Emergency Security Doors	333.30
	18280	Install Intercom to Site	692.92
	18163	Replace Faulty Duress Buttons	1,130.80
	18355	Call-Out Lakelands Sports Facility	60.50
	18260	Replace Data Gathering Panel 30	187.00
	18270	Replace Battery Zone 53 BDYC	157.30
	17838	Test Operation of New Reception Door	247.50

Creditor	Invoice number	Narration	Total
Satellite Security Services Pty Ltd	18383	Access Control Card Readers	429.00
Satellite Security Services Pty Ltd Total			5,261.05
Schweppes Australia	9012571665	Juice, Water	235.36
	9012654150	Drinks & Water MARC	919.06
	9012670095	Drinks & Water	780.25
Schweppes Australia Total			1,934.67
StrataGreen	156560	Leatherman Wave Tool	207.25
	157637	Bio Tek Coir Mesh Matting, Gripper Pins	1,011.85
	158028	Pulse Penetrant, 5 litre	5,428.17
StrataGreen Total			6,647.27
Sundry EFT	REIMBURSEMENT	Blake Watson	299.95
	725604	Matthew Dean	286.86
	BAILEE NOW STERILISED	Sharon Neale	100.00
	1882632	Mitchell Mckenzie	1,000.00
	1591688935	Booking.com B.V.	3,057.48
	47466	Steven Stack	500.00
	45669	WYSIWYG Enterprises Pty Ltd	500.00
	47019	AVIVO	500.00
	OUTSTANDING REP M SARKADI	Madison Sarkadi	200.00
	OUTSTANDING REP D SOMERS	Declan Somers	200.00
	154714	FR Nesci & SA Murphy	1,200.00
	239085	W O & L M Garus	307.26
	709087	J M & G J Green	761.42
	370575	DA & GD Pointer	684.19
	679686	K A & C J Bell	850.68
	361814	W K & S K Blisner	857.48
	ASSESSMENT 672533	Aspen Funds Management Limited	338.79
	524510	R & G Rayson	324.45
	RESPONDER TRAINING	Holly Sunley	350.00
	REFUND - POOL CLOSURE	Tina Hatch	25.00
	CANCELLED POOL PARTY	Heny Hooper	90.60
	510667	DC & SB Dingle	843.87
	RENTAL 47277	Fulisia Ririnui	500.00
	RENTAL 45578	Ethan Norris	1,000.00
	REFUND ANIMAL 151420	Carol Hudson	90.00
	REFUND - CANCELLATION	Ellen Searle	44.80
	MEMBERSHIP	Keely Finkel	30.80
	CANCELLED MEMBERSHIP	Carol James	24.80
	172419	LY Stevens	1,091.29
	511525	BV Putland	2,000.00
	708568	DA Monks	396.01
	FRONT LANDSCAPING	Deborah Rymer	3,000.00
	510667 - 2	DC & SB Dingle	843.87
	YDBF L NICHOLLS	Lilijana Nicholls	350.00
	YDBF M HEINIGER	Mackenzie Mae Heiniger	100.00
	YDBF A HODGES	Ashley Hodges	350.00
	OVERPAID MEMBERSHIP	Felicity Creasey	22.63
	47285	JL Stone	2,000.00
	47097	Creating Communities	500.00
	47884	Flavours of India Restaurant	500.00
	47576	Horacio Mena	1,000.00
	47464	Lee Smith	1,000.00
	45099	Vanessa Joseph	500.00
	OUTSTANDING REP 2023	Katharine Thayer	200.00
	OUTSTANDING REP B DURSTON	Bian Durston	200.00
	178796	LJ Foott	700.00
	284875	PJ & JM Brookes	1,800.00
	308799	BT Chambers	2,000.00
	659209	JP Saldarriaga	73.58
	512119	M & F Taylor	1,154.77
	126324	Assurgent Pty Ltd	2,384.94
Sundry EFT Total			37,135.52
Synergy	2053896131	UA 1 Mandurah Terrace	1,154.65
	2029911622	UA 2 Gibson Street	267.75
	2029912386	Thomson Street	382.04
	2053895247	Lot 318 Marco Polo Drive	325.82
	2085882786	Loc 2466 Milgar Street	172.68
	2045902687	Lot 0 Mandurah Terrace	898.96
	2041902502	1019 Lakes Road	123.92
	2077892935	Pump Andrew Street	162.59
	2037907401	Lot 98 Bass Lane	142.59
	2041903514	194 Gordon Road	144.44
	2065897826	Gamol Place	121.01
	2037907615	34 Reserve Drive	170.16
	2033916376	Lot 1212 Ballard Meander	129.64
	2037906214	Lot 904 Bellavista Parade	215.94
	2001953207	Lot 988 Pineknoll Gardens	124.14
	2069894281	80 Mary Street	137.53
	2057900648	Lot 9000 Sunday Loop	243.54
	2069894008	Lot 848 Beachview Court	216.46
	2029913933	Lot 580 Portrush Parade	97.84
	2093874028	4 Kirkland Way	137.60
	2009920656	Lot 30 Reserve Drive	736.36
	2009922243	Lot 9000 U 2 Palmer Way	385.29
	2017924031	Smart St 23/6/23 - 22/8/23	445.71
	2069895548	Lot 0 Rockford St 23/6/23 - 22/8/23	239.50

Creditor	Invoice number	Narration	Total
Synergy	2089879032	13 Sholl St 23/6/23 - 22/8/23	961.42
	2057902487	Lot 4448 Mandurah Tce 23/6/23 - 22/8/23	1,421.53
	2089879190	Lot 2192 McLarty Rd 20/7/23 - 16/8/23	110.29
	2021921653	Lot 36 Hennessy Pl 28/6/23 - 24/8/23	116.44
	2021920464	Lot 9 Sholl St 23/6/23 - 22/8/23	126.02
	2089879920	Lot 2166 U 3 Dower St	375.09
	2085885023	8 Mandurah Tce 23/6/23 - 22/8/23	413.86
	2053898442	Lot 91 Park Rd 27/6/23 - 24/8/23	374.12
	2041905648	Lot 0 Park Rd 28/6/23 - 24/8/23	117.35
	2053898548	75 Mandurah Tce 23/6/23 - 22/8/23	1,659.16
	2013924870	93 Park Road 27/6/23 - 24/8/23	2,165.46
	2077895255	72 Sutton St 23/6/23 - 22/8/23	123.57
	2009922242	Lot 9000 U1 Palmer Way	162.43
	2025921037	Loc 3091 Bardoc Way 30/6/23 - 28/8/23	738.53
	2013925526	Lot 9000 Truarn St 24/6/23 - 22/8/23	117.98
	2061896000	115 Stock Road 22/6/23 - 18/8/23	481.90
	1001119842	U 3 2 Leighton Pl 6/7/23 - 2/8/23	995.64
	2013925504	Lot 9001 Galgoyl Rd 24/6/23 - 22/8/23	120.73
	2093878138	Kangaroo Paw Dr 30/6/23 - 28/8/23	143.21
	2009925331	Waldron Bvd 30/6/23 - 28/8/23	148.74
	2017926695	Lot 164 Candelo Loop 30/6/23 - 28/8/23	123.18
	2041908192	Lot 31019 Tindale St 15/6/23 - 22/8/23	24.74
	2097853197	U 1 75 Dower St 27/6/23 - 23/8/23	2,317.84
	2061897363	50 Bennett Brook Circle	121.72
	2001957971	22 Kookaburra Dr 1/7/23 - 29/8/23	120.15
	2073867088	Lot 4000 Mallee Close	133.28
	2001929983	Lot 0 Melros Beach Road	182.07
	2077871715	11 Sandalwood Close	163.14
	2001928726	Lot 312 Dawesville Road	132.04
	2033895732	Lot 1549 Bayview Crescent	127.39
	2069871687	1 Leslie Street	114.33
	2053874381	12 Windsor Way	139.32
	2013900339	Melros Beach Road	167.27
	2045879937	60 Linville Street	579.35
	2073866966	Waterside Drive	337.55
	2033895676	Lot 29 Mount John Road	118.51
	2025894786	Loc 1036 Ocean Rd 30/5/23 - 27/7/23	152.05
	2061872078	Spinaway Pde 30/5/23 - 27/7/23	154.31
	2005899061	12 Eone St 30/5/23 - 27/7/23	130.31
	2069872808	Lot 0 Kabbarli St 30/5/23 - 27/7/23	134.19
	2093853990	Old Coast Rd 27/5/23 - 25/7/23	154.17
	2009900644	Lot 63 Westview Pde 31/5/23 - 25/7/23	224.90
	2089858050	64 Batavia Ave 27/5/23 - 25/7/23	150.83
	2065877213	31 Linville St 26/5/23 - 25/7/23	118.56
	2073868841	Balladonia Pde 26/5/23 - 25/7/23	120.68
	2013901727	Lot 9004 Quairading Rise	125.82
	2045881728	1 Albany Dr 26/5/23 - 25/7/23	130.66
	2061872715	Lot 1774 Silvertop Ave 31/5/23 - 28/7/23	136.26
	2069873861	Powerwatch 1/7/23 - 31/7/23	194.79
	2089858033	1 Bayview Cres 26/5/23 - 25/7/23	130.96
	2089858054	Lot 234 Buckingham Dr 26/5/23 - 25/7/23	254.67
	2085862117	Melaleuca Tce 31/5/23 - 28/7/23	117.00
2041883032	Avalon Pde 26/5/23 - 25/7/23	124.61	
2097830943	Lot 0 Casuarina Dr 31/5/23 - 28/7/23	116.55	
2045881731	Lot 543 Albany Dr 26/5/23 - 25/7/23	147.90	
2073869631	Lot 2135 Peelwood Parade	120.79	
2041883724	lot 1561 U4 Leighton Road	160.64	
2089858355	UCs 51 Acerosa Boulevard	121.24	
2065878934	Lot 1646 UB Flame Street	721.35	
2065878185	54 Ocean Road	439.63	
2085863574	UA Flame Street	1,457.51	
2073870397	Flame Street, Falcon	1,874.36	
2093855101	UCs 50 Karon Vista	1,310.19	
2045883668	Street Lighting	190,029.35	
2045882781	5 Country Club Dr 27/5/23 - 26/7/23	1,256.32	
2021900150	Lot 32 Sanctuary Cct 27/5/23 - 26/7/23	129.81	
2069874338	Auxiliary Lighting	14,334.22	
2017902931	102 Southport Bvd 27/5/23 - 26/7/23	130.42	
2077874337	46 Channel View	170.96	
2025897694	Lot 1817 Santalum Crescent	143.75	
2081871332	3 Hideaway Cove	110.96	
2073871185	Lot 897 Seascapes Blvd 30/5/23 - 27/7/23	106.20	
2025898493	Lot 43855 Templetonia Promenade	117.24	
2037889197	Lot 20 Paradise Cct 1/6/23 - 27/7/23	182.16	
2013906657	U3 187 Breakwater Parade	708.70	
2021902252	83 Mandurah Terrace	8,144.74	
2009903229	135 Boardwalk Boulevard	129.40	
2049889947	Lot 1062 Hibbertia Follow	114.95	
2021902255	Lot 30471 UA Pinjarra Road	2,881.92	
2021902257	Thomson Street	88.59	
2021902251	9 James Service Place	12,842.46	
2021902264	Lot 1302 Oakmont Avenue	1,965.69	
2021902256	Lot 30471 UA Pinjarra Road	64.10	
2021902260	63 Ormsby Terrace	2,352.43	
2021902248	297 Pinjarra Road	26,869.47	
2021902253	U4 187 Breakwater Parade	1,946.84	

Creditor	Invoice number	Narration	Total
Synergy	2021902258	1 Spinnaker Quay	3,599.37
	2021902261	Lot 312 The Lido	2,104.16
	2021902250	41 Ormsby Terrace	1,965.29
	2021902265	U1 102 Southport Boulevard	1,053.21
	2021902247	Lot 10 UA Gordon Road	3,641.37
	2021902259	Lot 2166 U4 Dower Street	1,144.66
	2021902249	93 Park Road	2,666.27
	2021902266	Lot 500 Allnutt Street	4,011.10
	2021902263	43 Crusader Street	2,894.45
	2021902262	Lot 127 Peelwood Parade	2,160.09
	2021902254	2 Dolphin Drive	600.02
	2065880754	Lot 2590 Shaw Street	134.84
	2009902832	20 Thomson Street	535.92
	2017904418	31 Education Drive	570.90
	2013905142	Ua 75 Mandurah Terrace	1,702.05
	2069876081	Lot 978 Glenelg Way	562.90
	2033902066	1 Bortolo Drive	1,201.63
	2005904608	Lot 124 Quandong Parkway	129.21
	2009899703	Rakoa Street, Falcon	116.80
	2029894862	Lot 1585 Drosera Turn	115.57
	2001938282	66 Templetonia Prom 30/5/23 - 27/7/23	215.64
	2081874949	Lot 1585 Peelwood Pde 6/7/23-2/8/23	679.51
	2025903750	Portmarnock Circle	121.56
	2069879436	Lot 7 Arundel Drive	118.79
	2045888998	Calypso Road, Halls Head	877.90
	2089865508	2204 Old Coast Road	415.37
	2009908419	Peter St 10/6/23 - 8/8/23	120.05
	2077881253	Halls Head Pde 10/6/23 - 8/8/23	260.78
	2025905030	Tasker Street	125.76
	2005909180	Halls Head Pde 10/6/23 - 8/8/23	746.87
	2049893632	2 Leighton Road	275.50
	2097838132	Lot 500 Leighton Pl 10/6/23 - 8/8/23	1,236.13
	2049894348	Old Coast Road	183.27
	2017911143	66 Templetonia Parade	114.81
	2049894483	Lot 8001 Cyprus Gardens	131.87
	2017910438	Tennyson Avenue	111.35
	2065886636	Halls Head Parade	224.26
	2029903027	19 Fathom Turn	549.48
	2029901974	Lot 500 Mary Street	1,074.04
	2077884657	Lot 42921 Leighton Road	1,448.44
	2001942331	Lot 2079 Mary Street	155.12
	2081879847	Lot 216 Parkwater Cove	119.24
	2057889855	23 Brindabella Crescent	155.74
	2089868493	Lot 319 Florian Mews	660.21
	2057889483	Lot 2 Marco Polo Drive	495.33
	2065887336	Lot 1200 Leisure Way	242.14
	2029901957	Lot 2010 Fistina Ramble	119.55
	2041893146	Lot 2009 Syrenka Turn	146.31
	2005911418	Lot 321 The Lido	876.85
	2001942165	8 Fistina Ramble	134.45
	2097840077	Lot 316 Torcello Mews	260.73
	2025908519	U1 187 Breakwater Parade	241.78
	2009912349	0 Stewart Street	660.42
	2057891069	7 James Service Place	526.89
	2081880342	83 Breakwater Parade	716.91
	2049898093	Lot 323A Vivaldi Drive	286.29
	2053887475	UA 12 Clyde Place	154.77
	2069884033	1 Marco Polo Drive	209.32
	2053889347	Lot 66 Perseus Road	218.21
	2061885751	Orion Road	135.52
	2037900621	Wade Street	142.47
	2033911561	Lot 125 Hickman Road	120.12
	2033911577	Henson Street	501.36
	2073879815	UA Leighton Road	120.90
	2073881088	Lot 0 Mandurah Terrace	127.33
	2021912944	Challenger Road	123.53
	2065890991	40 Orestes Street	312.13
	2073883726	UA 16 Challenger Road	401.73
	2085876513	Lot 9017 Cubana Parkway	129.64
	2017916475	Lot 436 Challenger Road	149.02
	2037902411	Lot 379 Mandurah Road	124.07
	2009915449	Lot 8002 Grandmere Parade	116.20
	2025911115	20 Dalona Parkway	624.77
	2081884121	Lot 26468 Sabina Drive	124.39
	2053891711	19 Fathom Turn	994.39
	2077888585	Lot 235 Pebble Beach Boulevard	437.42
	2065894230	Lot 378 Guillardon Terrace	123.61
	2033914386	Marlee Road, Parklands	114.82
	2033915089	Lot 453 UA Oakmont Avenue	130.70
	2049902793	34 Karinga Road	122.94
	2041899582	Lot 35 Acheron Road	121.55
	2097846365	Lot 303 Meadow Springs Drive	117.56
	2081886682	10 Lively Place	1,021.54
	2073885913	Sabina Drive	166.01
	2041900265	Lot 51 Fremantle Road	203.24
	2089875466	100 Marginata Road	537.89

Creditor	Invoice number	Narration	Total	
Synergy	2061890103	Lot 2045 Sabina Drive	123.90	
	2033917409	Lot 2166 U1 Dower Street	892.03	
	2081887155	Lot 1319 Meadow Spring Drive	177.60	
	2081886894	Lot 1318 Camden Way	147.13	
	2013920805	Lot 1890 Pebble Beach Boulevard	475.38	
	2013920806	Lot 9047 Pebble Beach Blvd	121.62	
	2021918052	Lot 31019 Tindale Street	30.04	
	2093871541	Lot 1423 Camden Way	118.31	
	2033918750	Lot 0 Mandurah Terrace	254.44	
	2077893862	Lot 160 Myerick Street	132.58	
	2085882648	Day Road	129.00	
	2021918649	Lot 2903 Leslie Street	108.66	
	Synergy Total			353,174.11
	Tip Top Bakeries	8018950804	Bread - Seniors WE 30/7/23	87.60
8018951002		Bread WE 30/7/23	86.94	
8018981181		Bread Seniors 6/8/23	87.60	
8019041024		Bread - Seniors 20/8/23	87.60	
8019010882		Bread - Seniors 13/8/23	109.50	
8019040812		Bread - MARC	96.12	
8019070525		Bread - MARC 27/8/23	78.78	
Tip Top Bakeries Total			634.14	
Total Eden Pty Ltd	412749190	Retic Supplies	1,165.89	
	412759813	Retic Supplies	5,792.64	
	412782309	Valve Box Lid Only	110.84	
	412775575	Retic Supplies	1,818.04	
	412784499	Retic Supplies	1,499.72	
Total Eden Pty Ltd Total			10,387.13	
Tunnel Vision	63725	Vacuum sump box at Depot	4,647.09	
Tunnel Vision Total			4,647.09	
Water Corporation	9008036682 27/7/23	Toilets 1 Adonis Street	219.52	
	9008050927 27/7/23	Toilets 19411 Orestes Street	5.60	
	9011264344 27/7/23	Toilets 83 Breakwater Parade	245.26	
	9008012226 26/7/23	75 Mandurah Tce 24/5/23 - 25/7/23	702.15	
	9008538295 31/7/23	Lot 300 Corsican Pl 29/5/23 - 28/7/23	194.47	
	9021247687 1/8/23	Lot 1955 Old Coast Rd 1/8/23 - 31/8/23	211.38	
	9011264416 1/8/23	187 Breakwater Pde 24/5/23 - 27/7/23	592.95	
	9012950813 28/7/23	16 Breakwater Parade	11.19	
	9011322663 28/7/23	Lot 2942 Ormsby Terrace	8.39	
	9011265419 28/7/23	Reserve 1 Spinnaker Quays	571.11	
	9011265400 28/7/23	2 Dolphin Drive	1,783.04	
	9011265398 28/7/23	Toilets 13 Dolphin Drive	453.15	
	9011264432 28/7/23	19 Fathom Turn	2,093.40	
	9010360086 28/7/23	75 Mandurah Terrace	745.96	
	9008040526 28/7/23	Toilets 207 Ormsby Terrace	72.72	
	9008072237 2/8/23	1A Halls Head Pde 30/5/23 - 1/8/23	432.86	
	9008074734 2/8/23	Lot 1528 Halls Head Pde	279.22	
	9019011288 2/8/23	Lot 1890 Rushcliffe Way 31/5/23-1/8/23	22.39	
	9014195559 2/8/23	Lot 580 Oakmont Ave 30/5/23 - 1/8/23	1,117.67	
	9008078145 4/8/23	41A Halls Head Pde 31/5/23 - 3/8/23	137.05	
	9010431817 7/8/23	Lot 709 Boardwalk Blvd 9/6/23 - 4/8/23	5.59	
	9008099229 7/8/23	85 Mahogany Dr 2/6/23 - 4/8/23	1,145.12	
	9008097768 7/8/23	221 Calypso Rd 1/6/23 - 4/8/23	181.81	
	9008070928 9/8/23	25 Leighton Place	666.22	
	9008070653 9/8/23	11 Leighton Place	54.10	
	9008071023 9/8/23	2 Leighton Road East	194.53	
	9008070995 9/8/23	Toilets 25 Leighton Place	609.66	
	9008071605 9/8/23	56 Fairbridge Road	201.38	
	9018244274 9/8/23	135 Boardwalk Boulevard	118.83	
	9008128755 10/8/23	37 Lynda Street, Falcon	530.30	
	9014503363 8/8/23	Trade Waste Permit 303 Pinjarra Road	2,131.59	
	9008114820 11/8/23	Toilets 43 Dampier Avenue	220.09	
	9008116527 11/8/23	Toilets 48 Olive Road	175.14	
	9008128771 10/8/23	45 Lynda Street	139.85	
	9023055494 14/8/23	150 Spinaway Parade	5.60	
	9008157580 14/8/23	Toilets 1607 Ayrton Street	450.32	
	9008156641 14/8/23	2 Westbury Way	11.19	
	9008139286 14/8/23	Toilets Avalon Parade Opp Burna Street	39.16	
	9015671449 15/8/23	56 Ocean Road	304.98	
	9008155163 15/8/23	Toilets Hunter Street	316.06	
	9008142290 15/8/23	60 Linville Street	312.78	
	9008135517 15/8/23	Reserve 1556I Panamuna Drive	5.59	
	9008134119 15/8/23	Lot 1906 Old Coast Road	369.45	
9008135816 16/8/23	Toilets Spinaway Parade	67.13		
9008114345 16/8/23	50 Karon Vista	481.72		
9017101714 16/8/23	Reserve Estuary Road	254.25		
9008147606 16/8/23	Toilets Estuary Road	1,577.51		
9019628747 17/8/23	Toilets Bluemanna Drive	121.42		
9016952955 22/8/23	Lot 303 Surf View	461.48		
9011096248 22/8	Lot 848 Beachview Court	76.67		
9010673744 22/8/23	Toilets Westview Parade	185.95		
9010673752 22/8/23	Reserve at Lot 2318 Batavia Avenue	155.37		
9008173337 24/8/23	Lot 2036 Sticks Boulevard	47.55		
9008207496 29/8/23	24 Clydesdale Dr 26/6/23 - 28/8/23	50.78		
9020989400 28/8/23	Lot 500 Education Dr 26/6/23 - 25/8/23	95.10		
9008210054 28/8/23	Lot 4400 Bortolo Dr 26/6/23 - 25/8/23	994.74		
9021486346 25/8/23	Lot 327 Egret Point 22/6/23 - 24/8/23	25.17		

Creditor	Invoice number	Narration	Total
Water Corporation	9008180529 25/8/23	489 Duverney Cr 23/6/23 - 24/8/23	316.06
	9008290349 30/8/23	Toilets Lot 1706 Estuary Road	44.75
Water Corporation Total			23,044.47
Website Weed and Pest WA Pty Ltd	5678	Broad Acreage Application	4,246.00
	5677	Treatment of School Ovals	4,488.00
	5669	Treatment of Additional Areas	949.60
	5667	Clover Broad Acreage Application City	28,694.49
Website Weed and Pest WA Pty Ltd Total			38,378.09
West-Sure Group	27737	Cash in Transit July 2023	1,514.95
West-Sure Group Total			1,514.95
Winc Australia Pty Limited	9043036675	Stationery - MARC	420.57
	9042963782	Stationery - Depot	40.55
	9042946348	Stationery - Mandurah Library	481.31
	9043071085	Whiteboard - Marina	133.07
	9042824377	Copy Paper	325.93
	9043023520	Kensington Cabinets	2,175.54
	9043070238	Magnetic Whiteboard	175.92
	9043070282	Penrite Whiteboard	547.16
	9043101155	A3 Paper IMU	163.61
	9043151276	Stationery B & NE	277.86
	9043111125	Fellow Privacy Screen Filters	528.90
	9043114873	A4 Copy Paper IMU	325.93
	9043026615	Stationery - Mandurah Library	320.11
	9042890027	Stationery - MARC	513.48
	9043183176	Stationery - Community Services	103.41
	9043160781	Stationery - Strategy & Economic	69.61
	9043194566	Stationery - Museum	215.47
	9043160780	Post It Notes	11.17
	9043160708	Stationery - Information Management	57.39
	9043192329	Stationery - Customer Service	97.55
	9043249603	Stationery - MARC	473.81
	9043212925	Stationery - City Works	250.38
	9043262143	Footrest - Finance	37.39
	9043262146	Stationery - Finance	80.37
	9043212685	Copy Paper	325.93
	9043199939	Financial Year Planner	18.50
	9042989181	Stationery - Rates	92.26
	9042989180	Stationery - Economic Development	227.37
	9042989393	Stationery - Seniors	316.26
Winc Australia Pty Limited Total			8,806.81
Work Clobber	65395-24	uniform	254.45
	65065-24	uniform	299.07
	65635-24	uniform	72.53
	65634-24	uniform	340.18
	65637-24	uniform	1,392.25
	65670-24	uniform	100.86
	65667-24	uniform	157.50
	65662-24	uniform	323.39
	65669-24	Safety Glasses	1,512.19
	65663-24	uniform	139.52
	65664-24	uniform	358.25
	65668-24	uniform	335.05
	65609-24	Safety Boots	188.10
	65672-24	uniform	157.40
	65472-24	uniform	70.52
	65665-24	uniform	147.68
	65636-24	uniform	163.70
	65774-24	uniform	237.48
	65827-24	uniform	225.00
	65733-24	uniform	311.54
	65763-24	Hi Vis Vests	577.20
	65806-24	Orange Hard Hats	176.00
	65807-24	uniform	352.60
	65819-24	uniform	334.96
	65776-24	uniform	226.03
	65864-24	uniform	106.29
	65863-24	uniform	372.53
	65775-24	uniform	379.56
	65739-24	uniform	435.75
	65673-24	uniform	110.68
	65920-24	uniform	317.18
	65886-24	uniform	849.20
	65732-24	uniform	197.70
	65731-24	uniform	93.81
	65592-24	Buckle Belt	47.50
	64760-23	uniform	129.26
	65193-24	uniform	228.86
	65606-24	Boots - Parks, Works & Building	2,256.70
	65573-24	uniform	773.21
	65209-24	uniform	282.43
Work Clobber Total			15,034.11
Bouvard Marine	9861	Repairs to Skate Bowl Ladder	110.00
	9812	Repair Stainless Steel Seat	264.00
	9279-2	Lakes Cemetery Shoring Frame Lugs	2,495.33
Bouvard Marine Total			2,869.33
Scavenger Supplies	SC-10650	Call out HHRC smoke detectors	110.77

Creditor	Invoice number	Narration	Total	
Scavenger Supplies	SC-11555	Service to Fire Equipment July 2023	34.98	
	SC-11554	Fire Equipment Service July 2023	69.96	
	SC-11558	Fire Equipment Inspection July 2023	104.94	
	SC-11564	Fire Equipment Service July 2023	117.64	
	SC-11757	6 Monthly Fire Extinguisher Service	338.46	
	SC-12218	Re-fasten Fire Extinguisher to Wall	99.11	
	SC-11115	Service Fire Equipment W&S	169.07	
	SC-11557	Service Fire Equipment BDYC	34.98	
	SC-11795	Service Fire Equipment Ocean Road	34.98	
	SC-11431	Service Fire Equipment Admin	69.96	
	SC-11767	Repairs to Emergency Evacuation Light	110.24	
	SC-11703	Installation of New Valve	230.93	
	SC-11817	Service to Fire Equipment	137.26	
	SC-12184	Bortolo Fire Hydrant Overflowing	198.22	
	SC-11614	Service to Fire Equipment July 2022	156.59	
	SC-10723	Fire Door PBSLSC Will not Close Properly	481.14	
	SC-11362	Fire Equipment Service MPAC	798.29	
	SC-12256	Supply & Install New Fire Extinguisher	81.97	
	SC-11822	Manual Call Point Service	69.96	
	SC-11821	Manual Call Point Service	34.98	
	SC-12004	Service of New Emergency Lighting Test	101.95	
	SC-11284	Service to Fire Equipment Woodturners	24.16	
	SC-11304	Supply of XP95 Addressable Smoke Detecto	264.78	
	SC-11491	Service to Fire Extinguishers	118.28	
	SC-12273	Service to Fire Equipment	34.98	
	SC-12026	Service to Fire Equipment Marina Wharves	104.94	
	SC-12295	Service to Fire Equipment	34.98	
	SC-12021	Service Fire Equipment	69.96	
	SC-12297	Service of Fire Equipment Falcon Library	69.96	
	SC-11891	Service of Fire Equipment	238.92	
	SC-12300	Faulty Exit Sign - Mandurah Tennis Club	213.58	
	SC-12356	Supply & Install Fire Extinguisher	194.96	
	SC-12299	Supply & Install Fire Extinguisher	97.48	
	SC-11937	Service of Fire Equipment Museum 11/8/23	34.98	
	SC-11867	Service to Fire Equipment MPAC 7/8/23	174.90	
	SC-12020	Service of Fire Equipment	190.96	
	SC-11919	Service of Fire Equipment Admin Building	69.96	
	SC-12024	Service of Fire Equipment BDYC	34.98	
	SC-12025	Service of Fire Equipment David	238.92	
	SC-12023	Service of Fire Equipment	34.98	
	SC-11722	Service of Fire Extinguishers MPAC	1,265.64	
	SC-11989	Supply of Pressure Gauge MARC	173.11	
	SC-12022	Service of Fire Equipment Seniors Centre	88.59	
	SC-12358	Service to Fire Equipment	22.00	
	SC-11656	Supply of Ampac Smoke Detectors Ceiling	319.95	
	SC-12183	Fire Door Not Closing Securely	99.11	
	SC-11896	Replacement Input/Output Module	380.66	
	SC-11940	Service of Fire Equipment Ops Centre	338.20	
	SC-11748	Service of Fire Equipment CASM	140.81	
	SC-12546	Reinstate Isolation to FIP	99.11	
	SC-12779	Relocate Existing Fire Blanket	99.11	
	SC-11744	Service of Fire Equipment	208.41	
	SC-12818	6 Monthly Service to Equipment	487.41	
	Scavenger Supplies Total			9,555.15
	Sunlong Fresh Foods Pty Ltd	1120161	Fresh Produce - Seniors	245.00
		1119753	Fresh Produce - Seniors	95.80
		1121410	Fruit & Veg - Seniors	303.30
	Sunlong Fresh Foods Pty Ltd Total			644.10
	Secure Pay Pty Ltd	590222	Web Payments July 2023	42.63
	Secure Pay Pty Ltd Total			42.63
Urban Outlook Landscape Construction	3188	Equipment Hire	3,830.31	
	3186	Equipment Hire	1,574.10	
	3184	Bobcat Skid Steer Owen Reserve	629.64	
	3185	Equipment Hire Osprey Waters	1,679.04	
	3189	Ute Wet Hire Ranger	2,938.32	
	3180	6 Wheel Truck Hire	4,722.30	
	3179	Equipment Hire - Various	6,296.40	
	3183	Excavator and Skid Steer hire	10,511.49	
	3142	Novara Boat Ramp	1,524.55	
	3143	Rock Pitching Top Up Novara	2,133.78	
	3140	Tims Thicket Dunes	2,536.05	
	3141	White Hills Dunes	1,294.26	
	3182	Plant Hire - Western foreshore	1,416.69	
	3187	Plant Hire	1,574.10	
	3181	Semi Trailer Truck Hire	1,457.50	
	3125	Equipment Hire Seawall Rock	19,827.83	
	3197	Excavator Hire - Shayne Street	2,098.80	
	3196	Excavator Hire	1,888.92	
	3194	Wet Ute Hire - Drainage	2,203.74	
	3193	Wet Ute Hire	489.72	
	3209	Bobcat Skid Hire	891.99	
	3195	Equipment Hire	5,666.76	
	3199	Equipment Hire	10,546.47	
3198	Equipment Hire	1,888.92		
3205	Ute Wet Hire	2,938.32		
3212	Excavator Hire	1,783.98		

Creditor	Invoice number	Narration	Total
Urban Outlook Landscape Construction	3206	6 Wheel Truck Hire	1,888.92
	3211	Equipment Hire 11/8/23	1,189.32
	3207	Equipment Hire 10 & 11 August	4,407.48
	3210	Equipment Hire 7/8/23	7,643.13
	3208	Equipment Hire	1,626.57
	3218	Equipment Hire 15/8/23	1,679.04
	3215	Excavator Hire 14 & 15 August	6,296.40
	3216	Truck Hire 14-18 August 2023	4,722.30
	3217	Excavator Hire 14/8/23-18/8/23	4,617.36
	3223	Equipment Hire 14 & 17 August 2023	4,757.28
	3121	Equipment Hire 26/6-29/6 2023	7,643.13
	3219	Equipment Hire - 14-18 August 2023	7,083.45
	3221	Excavator Hire	944.46
	3124	Semi Trailer Truck Hire	1,457.50
	2995	Equipment Hire	1,469.16
	3120	Wet Hire Ute 26 & 27 June 2023	1,469.16
	3167	Excavator Hire	944.46
	3163	6 Wheel Truck Hire	3,777.84
	3170	Equipment Hire	1,574.10
	3168	Equipment Hire Pyramids Beach	536.36
	3172	Wet Ute Hire 17-21 July	3,672.90
	3171	Excavator/Loader Hire	10,756.35
	3164	Tracked Skid Steer	5,456.88
3173	Semi trailer hire	583.00	
Urban Outlook Landscape Construction Total			180,540.53
Elliott Peel Paints Pty Ltd	7901017708	Taubman's Weathershield	231.95
	7901017913	Paint Supplies	66.20
	7901018081	Taubmans LP Silk	187.95
	7901018144	Taubmans Endure	87.95
	7901018218	Mini Roller Frame	3.56
	7901017815	Paint, Primer, Roller Frame	126.54
	7901018167	Taubmans Endure	87.95
	7902006976	Satin Solashield	353.90
	7901014388	Graco 389 PC Airless	2,615.00
	7902006977	Solashield White, Brush Set	184.30
	7902007124	Paint, Primer, Spray White	70.90
	7902007131	Taubman's All Weather	231.95
	7905000012	Anchorbond Dune/Birch 300gm,	93.28
	7901018478	Taubmans All Weather 15L	231.00
	7902007210	Solashield White 10L, Wipes	450.22
	7902007236	Taubmans LP Silk 4L	74.95
	7902007281	Extension Pole, Taubmans All Weather 15L	267.91
	7901018324	Roller Buckets, Black Lable 15L,	318.99
	7902007211	Anchorbond 300g	53.84
	7902007178	Angle Sash 50mm	26.88
7905000076	Taubmans All Weather 15L	231.00	
7905000174	Solashield 15L	231.95	
7905000214	Taubmans All Weather	231.95	
7905000289	Black Label Interior 1L	28.78	
7905000320	Solashield 1L	47.66	
7905000356	All Weather Paint	154.90	
7901015769	Solashield White 10L, Chip Brush	201.30	
7905000548	Taubmans All Weather 10L	187.00	
Elliott Peel Paints Pty Ltd Total			7,079.76
Tyres4U Pty Limited	1X063532	Advance GL671A Tyres V5123	414.04
	1X063535	Advance GL268D Tyres T02919	1,954.04
	1X065556	Flat Tyre T01916	1,244.65
	1X065558	Replace Tyre V050	738.20
	1X065560	Replace defective Tyres	1,479.16
	1X065562	Flat Tyre U08019	252.21
	1X065554	New Tyres for U08120	1,631.26
	1X065984	Replace 2 Tyres T045	1,045.25
	1X065990	Tyre Replacement V01819	672.85
	1X066236	4 x Tyres V04116	731.41
	1X067864	Yokohama Tyres U06818	1,205.51
	1X068287	Tyres UO5820	734.43
	1X068294	Tyres U02522	1,399.37
	1X068290	Maxmiler Pro 102/100R	275.00
		Yokohama Tyres U03321	815.63
Tyres4U Pty Limited Total			14,593.01
Midstream Hardware & Marine	12282121	Tilt Panels	869.40
	12281965	Makita Battery	418.00
Midstream Hardware & Marine Total			1,287.40
Hosemasters	HA617217761	Hydraulic Adaptor	250.61
	HA617217767	Repair oil leak T05119	117.12
	HA617217762	Install 3 way valve to Spray Unit	345.30
	HA617217768	Install suction hose P31622	162.69
	HA617217849	Hydraulic Hoses	604.44
	HA617217856	Hydraulic Hoses	371.77
	HA617217865	Repair Oil Leak V051	130.99
	HA617217864	Repair oil leak T05119	130.61
Hosemasters Total			2,113.53
Australia Post (Agency Commission)	1012594147	Commission Supply Period Ending 31/7/23	98.03
Australia Post (Agency Commission) Total			98.03
Salary Packaging Australia	31072023	Novated Leases 31/7/23	185.03
	14082023	Novated Leases 14/8/23	185.03

Creditor	Invoice number	Narration	Total
Salary Packaging Australia	28082023	Novated Leases 28/8/23	185.03
Salary Packaging Australia Total			555.09
Dunny Doctor	22745	Pump and Clean Tanks Egret Point	1,940.00
	22703	Pump and Clean Tanks Warrangup Springs	423.75
	22738	Pump and Clean Tanks Warrangup Springs	395.50
	30-5855	Pump Grease Arrestor	351.00
	30-5861	Pump Grease Arrestor	351.00
	30-5826	Pump Grease Arrestor Rushton Park North	182.37
	22687	Pump Industrial Tanks	282.50
	30-5878	Pump Grease Arrestor Bortolo Pavilion	351.00
	30-5875	Pump Grease Arrestor	351.00
	22906	Pump Industrial Tanks	706.25
	22917	Pump Industrial Tanks Warrangup Springs	353.13
Dunny Doctor Total			5,687.50
RMD Australia	51048639	MARC Props July 2023	1,793.26
	51048640	MARC Props July 2023	4,927.70
RMD Australia Total			6,720.96
Advanced Traffic Management (WA) Pty Ltd	169355	Traffic Controllers - Lakelands	1,030.17
	169356	Traffic Controllers	2,331.14
	169381	Traffic Controller - Various	541.02
	169382	Traffic Controller - Various	394.11
	69383	Traffic Controller - Bailey Boulevard	534.03
	169296	Traffic Controllers - Bedingfield Road	515.09
	169291	Traffic Controllers - Oakleigh Drive	1,079.14
	169285	Traffic Controllers - 57 Ronsard Drive	1,871.43
	169289	Traffic Controllers - Shayne Street	2,212.50
	169284	Traffic Controllers - Halls Head Parade	2,117.46
	169323	Traffic Controllers - Lakelands	2,249.51
	169322	Traffic Controllers Dampier Avenue	867.50
	169321	Traffic Controllers - Egret Point Road	867.50
	169325	Traffic Controller - Shayne Street	2,001.45
	169326	Traffic Controllers - Halls Head Parade	1,669.13
	169324	Traffic Controllers Leslie Street	895.51
	169280	Traffic Controller Gordon Road	1,366.55
	169394	Traffic Controllers - Shayne Street	3,372.07
	169454	Traffic Controller - Colonial Court	541.02
	169531	Traffic Controllers - Tara Street	1,946.05
	169533	Traffic Controllers - Halls Head Parade	2,275.75
	169393	Traffic Controllers - Halls Head Parade	3,495.39
	169392	Traffic Controllers - Tara Street	1,939.65
	169458	Traffic Controllers - Shayne Street	1,518.13
	169503	Traffic Controllers - Tara Street	2,076.07
	169478	Traffic Controller - Shayne Street	2,145.74
	169475	Traffic Controller - Halls Head Parade	2,458.52
	169397	Traffic Controllers - Lakelands Sporting	1,894.18
	169396	Traffic Controller - Various	541.02
	169395	Traffic Controller Various	541.02
	169568	Traffic Controller - Tara Street	578.34
	169569	Traffic Controllers - Halls Head Parade	2,266.13
	169573	Traffic Controllers - 82 Coolibah Avenue	1,413.19
	169574	Traffic Controllers - Shayne Street	1,939.65
	169480	Traffic Controllers - 56 Leslie Street	2,576.30
	169589	Non Complex TMP - Tara Street	1,287.26
	169625	Traffic Controllers - 8 Lincelles Street	433.75
	169649	Traffic Controller - Various 21/8/23	541.02
	169618	Traffic Controllers - Hungerford Avenue	2,828.14
	169624	Traffic Controllers - Egret Point Road	935.72
	169623	Traffic Controllers - Halls Head Parade	3,599.46
	169615	Traffic Controllers - Badgerup Avenue	676.28
	169613	Traffic Controllers - Various	544.52
	169570	Traffic Controllers - Yindana Lake	1,310.88
	165666	Traffic Controllers	1,409.69
	165983	Traffic Controllers Halls Head Pde	676.28
	169648	Traffic Controllers - Halls Head Parade	5,537.35
	169626	Traffic Controllers - 24 Myerick Street	1,803.23
	169620	Traffic Controllers - Tara Street	559.68
	169646	Traffic Controllers - Hungerford Avenue	2,741.27
	169647	Traffic Controller - Tara Street	578.34
	169501	Traffic Controllers 82 Coolibah Avenue	1,206.83
	169281	Traffic Controllers Various	1,190.78
	169567	Traffic Controllers Badgerup Avenue	1,563.61
	169534	Traffic Controllers Old Coast Road	2,007.85
	169451	Traffic Controller - Meadow Springs	694.94
	169500	Traffic Controllers Aquarius Court	325.31
	169477	Traffic Controllers - Tara Street	2,076.07
	169056	Traffic Controllers - Halls Head Parade	433.75
	168757	Traffic Controller - Various	541.02
	168976	Traffic Controller - Halls Head Parade	852.35
	169054	Traffic Controllers 57 Ronsard Dr	867.50
	169057	Traffic Controllers Halls Head Pde	2,306.94
	169073	Traffic Controllers Falcon Oval	2,073.45
	169074	Traffic Controllers Leighton Pl	563.18
	169077	Traffic Controllers Halls Head Pde	2,666.64
	169109	Traffic Controller - Various 28/7/23	353.30
	168900	Traffic Controller Halls Head Parade	1,010.34
	168993	Traffic Controllers Halls Head Parade	2,082.48

Creditor	Invoice number	Narration	Total	
Advanced Traffic Management (WA) Pty Ltd	168980	Traffic Controllers - Halls Head Parade	2,619.42	
	168978	Traffic Controllers - Halls Head Parade	1,003.93	
	169137	Traffic Controllers Blue Wren Gardens	1,895.33	
	169111	Traffic Controllers - Halls Head Parade	2,239.03	
	169110	Traffic Controllers Colonial Ct	578.34	
	169138	Traffic Controllers 18 Aldgate St	2,267.00	
	169136	Traffic Controllers Halls Head Parade	2,567.53	
	165722	Traffic Controllers - Various	522.08	
	165769	Traffic Controllers - Various	1,626.87	
	169180	Traffic Controller - Various	485.06	
	169181	Traffic Controllers - Panamuna Drive	847.40	
	169182	Traffic Controller - Various	578.34	
	169228	Traffic Controllers - Halls Head Parade	2,399.35	
	169226	Traffic Controllers - Shayne Street	2,110.17	
	169232	Traffic Controller - Pinjarra Road	1,183.49	
	169230	Traffic Controller - Various	522.37	
	169179	Traffic Controllers - Halls Head Parade	2,741.27	
	165925	Traffic Controller - Mobile Works	538.69	
	166798	Traffic Controllers - Rouse Road	993.43	
	165992	Traffic Controllers - Olive Road	2,619.42	
	166316	Traffic Controllers - Olive Road	2,629.65	
	166315	Traffic Controllers - Olive Road	3,708.77	
	165989	Traffic Controller - Mobile Works	538.69	
	165991	Traffic Controllers Loton/Ashley	1,563.61	
	165986	Traffic Controllers Spinaway Pde	529.08	
	165993	Traffic Controllers - Loton/Ashley	1,616.37	
	165988	Traffic Controllers - Various	1,010.93	
	169227	Traffic Controllers - 67 Ormsby Terrace	1,518.13	
	165994	Traffic Controllers Olive Rd	1,669.13	
	169384	Traffic Controllers - Shayne Street	867.50	
	169385	Traffic Controllers - Halls Head Parade	2,635.75	
	169386	Traffic Controller Tara Steet	2,001.45	
	169387	Traffic Controllers - Lakelands Sports	2,076.07	
	169294	traffic Controllers - Hudson Drive	1,457.80	
	169327	Traffic Controllers - 34 Victoria	1,680.80	
	169300	Traffic Controllers - Oakleigh Drive	1,010.93	
	169282	Traffic Controllers - Halls Head Parade	1,616.37	
	169354	Traffic Controllers - Shayne Street	1,793.90	
	Advanced Traffic Management (WA) Pty Ltd Total			164,604.12
	Go Doors	109236	Pedestrian Gate Not Latching MARC	544.50
		109235	Roller Door Not Closing Court 4 MARC	214.50
		109878	Repair exit button at Seniors	214.50
	Go Doors Total			973.50
	Diverse Glazing Group	71413	Rectify Difficult Window, Deglaze	1,089.00
		72509	Rectify Door Front Building	990.00
72566		Repairs to Entry Door Damage	770.00	
72510		Install a Self Closing Mechanism to Scre	759.00	
Diverse Glazing Group Total			3,608.00	
Ampol Limited	109686510	Ampol Fuel Card Transactions	28,688.57	
Ampol Limited Total			28,688.57	
WA Distributors Pty Ltd	866028	Confectionery	557.60	
	870855	Confectionery	560.55	
	873287	Confectionery	432.30	
	875595	Confectionery - MARC Cafe	437.35	
WA Distributors Pty Ltd Total			1,987.80	
Total Tools Mandurah	179949	Combo Kit	5,067.00	
	188183	Battery Charger	329.00	
	188383	Makita LED Torches	398.00	
	188265	Wood/Metal Blade Sets	234.00	
	188267	Long Nose Pliers	33.50	
	188590	Hole Saws	486.12	
	188486	1/4 Thread Tripod	127.00	
	188487	40V Batteries	618.00	
	188286	Makita 18V Combo Kit	1,689.00	
	188285	MODULAR CRATE MOUNTING PLATES	328.00	
	180566	MODULAR MOUNTING PLATE COMPACT	111.00	
	189357	Drill Bits	197.85	
	190349	Saw Table	1,149.00	
	190347	Blower Vac	779.00	
	190344	Saw Table Stand, Batteries	857.00	
	188288	Plunge Saw, Rail Guide	1,440.00	
	188183AA	Battery Charger	329.00	
180426	Combo Kit, Reciprocal Saw	2,538.20		
Total Tools Mandurah Total			16,710.67	
Royal Life Saving Society	153686	First Aid Class	193.60	
	157552	CPR Course	396.00	
	157271	Pool Lifeguard Licence renewal	3,302.00	
	157554	Cardiopulmonary Resuscitation	871.20	
	157587	Resuscitation Class	950.40	
	157710	Job Connections CPR	522.00	
Royal Life Saving Society Total			6,235.20	
Murray District Electrical	R027244	Adjust Timers at Fathom Turn	1,321.76	
	R027275	Install Mandurah Sign for Winter	4,987.85	
	R027268	Lights Out Behind B & NE Building	776.60	
	R027273	Replace Dim Lights	2,476.35	
	R027274	Light Not Working Intersection	506.88	

Creditor	Invoice number	Narration	Total
Murray District Electrical	R027266	Tilt Light Down 41A Halls Head Parade	582.45
	R027267	Street Lights not Working	715.55
	R027271	Repair DB Cover Tickner Reserve	194.50
	R027272	Bridge Street Light Not Working	194.15
	R027299	Light Out 14 Leisure Way	431.62
	R027293	Damaged Street Light	701.03
	R027296	Light Out - 16 Brindabella Cr	388.30
	R027298	Lights Out - Reserve Brindabella Cr	388.30
	R027294	Sports Lighting Repair	6,104.00
	R027307	Additional Lighting Upgrade Carpark	27,759.60
	R027306	Insufficient Lighting Upgrade	10,958.20
	R027071	Reset Timer Mandurah Bowling Club	517.48
	R027049	WP Defect Pole Replacement	8,064.80
	R027308	Lights Out PBRSC	13,706.00
	Murray District Electrical Total		
Mandurah Bolt Supplies	10103018	Mason Anchors, Shear Nuts	76.28
	10103059	Bolts, Nuts, Die, Taps	74.16
	10103351	Grade 8.8 M10 x 140	49.15
	10101990	Post Hex Dome, Flat Washers,	15.94
	10103790	200 x Screw Bolts	268.04
Mandurah Bolt Supplies Total			483.57
Department of Fire & Emergency Services	154123	1TXQ039 Dunbier Trailer	18,895.58
	ESL JULY 2023	July ESL Collections	1,865,075.04
Department of Fire & Emergency Services Total			1,883,970.62
BrightMark Group Pty Ltd	2464	Addition of 1 Sanitary Bin	14.29
	2463	Additional Cleans - Calypso Ablution,	429.00
	2462	Provision of Sanitary Bins July 2023	165.00
	2460	Additional Cleaning Requirements	1,658.81
	2461	Additional Sanitary Bins	46.20
	2457	Cleaning of Public Toilet	533.86
	2456	Cleaning of Public Ablution July 2023	34,748.09
	2459	Service of Male Sanitary Bins	60.79
	2458	Servicing of Sanitary Bins	353.93
BrightMark Group Pty Ltd Total			38,009.97
James Russell Walker	RTK410	RT Kids Classes Week	720.00
	RTK411	RT Kids Art Classes 28/7/23	720.00
	RTK412	Facilitation and management of four RT	720.00
	RTK413	Facilitation of RT Kids Classes W/Ending	720.00
James Russell Walker Total			2,880.00
PSI Audio	4615	Set up Stage at the Sebel 20/7/23	570.00
	4454	Supply & Set Up Lights	975.00
	4631	Supply & Set Up Mipro System	260.00
	4638	Supply & Set Up Micro System	260.00
	4453	Audio for NYE Event	8,950.00
PSI Audio Total			11,015.00
Equifax		Equifax Enquiries July 2023	193.93
Equifax Total			193.93
The Trustee for Ryan's Quality Meats	B2121573	Chicken, Lamb Fry, Beef Mince	571.75
	B2121919	Meat - Seniors Kitchen	669.40
	B2122301	Meat - Seniors Kitchen	396.74
	B2122641	Meat - Seniors Kitchen	460.54
The Trustee for Ryan's Quality Meats Total			2,098.43
Greenacres Turf Group	64699	Kikuyu for Peelwood Reserve	6,956.95
	64703	Install kikuyu at Eastern Forshore	7,645.00
	64525	Sir Walter Buffalo - Tennis Club	3,329.92
	64857	Install Kikuyu at Meadow Springs Rugby	6,880.50
	64858	Turf at Falcon Oval	13,294.38
	64860	Returf Goal and Circle at Rushton Park	8,982.88
Greenacres Turf Group Total			47,089.63
Hayes Tree Care Pty Ltd	2410	Tree Pruning Baloo Crescent	8,179.60
	2436	Verge Trees 36 Erica Street	192.50
	2441	Reserve Tree Maintenance	2,355.10
	2373	Crown Lift 2 Agonis Trees	165.00
	2495	Verge Tree 15 Darbal Road	825.00
	2520	Tree Pruning Dawesville Road	165.00
	2527	Tree Pruning - 43 Hungerford Avenue	330.00
	2587	Fallen Limb Woodlands Park	372.42
	2542	Verge Trees 30 Comet Street	577.50
	2569	Tree Pruning Near Toilet Block	1,315.60
	2581	Fallen Limb 9 Kennett Place	2,106.48
	2617	Peelwood Reserve Pruning	14,549.70
	2600	Tree Works Peelwood to Jacana Way	26,152.50
	2576	Tree Pruning Casuarina Behind Simmos	462.62
	2618	Prune Hibiscus Trees at Marina	3,575.00
	2553	Tree Pruning 7 Seaforth Dr	330.00
	2554	Tree Pruning 3/22 Carnegie Pl	825.00
	2555	Tree Pruning 17 Nesbit Rd	165.00
	2556	Tree Pruning 25A Herald Rise	82.50
	2567	Tree Pruning Mandurah Rd	4,433.00
	2557	Tree Pruning 71 Exchequer Ave	666.60
	2619	Tree Pruning 122 Cooper St	1,826.00
	2645	Tree Pruning 15 Sharperton Mndr	1,029.96
2646	Tree Pruning Meadow Springs Oval	1,623.51	
2647	Tree Pruning 4A Service St	145.48	
2608	Tree Pruning Windsor Way	2,018.50	
2609	Tree Pruning 92 Yeedong Rd	931.70	

Creditor	Invoice number	Narration	Total
Hayes Tree Care Pty Ltd	2610	Tree Pruning 3 Grevillea Rise	3,289.00
	2611	Tree Pruning Bridgewater South	1,072.50
	2612	Tree Pruning Sirrocco Dr	770.00
	2613	Tree Pruning Pytheas App	2,381.50
	2614	Tree Pruning Sandy Cove	3,006.30
	2615	Remove green waste at Parkridge	1,749.00
	2616	Remove green waste at Thisbe Dr	1,749.00
	2603	Tree Pruning 13 Luill Cr	192.50
	2604	Tree Pruning 4 Ashley Terrace	137.50
	2605	Tree Pruning 19 Sanctuary Circuit	1,226.50
	2606	Tree Pruning 4 Australis Circle	165.00
	2607	Tree Pruning Abrolhos Quays	440.00
	2565	Tree Pruning 33 Summerlea Ave	82.50
	2566	Tree Pruning 138 Lake Valley Dr	60.50
	2602	Tree Pruning 15 Riverhill Cres	1,644.50
	2552	Tree Pruning Murdoch Dr	275.00
	2558	Tree Pruning Gordon Road	1,402.50
	2559	Tree Pruning Croquet Club	440.00
	2560	Tree Pruning Rushton Park Oval	1,523.50
	2561	Tree Pruning Central Mandurah	3,465.00
	2562	Tree Pruning 71A Ormsby Tce	1,480.60
	2563	Tree Pruning 19 Prestwich Green	82.50
	2640	Tree Pruning Floribunda Park	10,413.70
	2548	Tree Pruning 3 Sandeland Ave	2,355.10
	2601	Tree Pruning Altona Drive	13,817.10
	2430	Tree Pruning along footpaths	14,256.00
	2385	Prune Back Low Canopy to roof Line	495.00
	2384	Remove Major Dead from Tuart Tree	192.50
	2376	Crown Lift Jap Pepper Tree	192.50
	2389	Remove Fallen Limb from Verge Tree	291.50
	2391	Remove Fallen & Limb & Prune Tree	583.00
	2392	Remove Failed Leader from Tree	297.00
	2264	Remove & Grind Dead & Dying Trees	6,015.90
	2383	Uplift Large Agonis Tree	1,189.10
	2386	Remove Limb from Tuart Tree in Park	137.50
	2382	Uplift Verge Tree 25 Camden Way	82.50
	2377	Uplift 2 Verg Trees	165.00
	2378	Crown Lift Verge Tree	471.90
	2379	Uplift Bottle Brush Trees	242.00
	2388	Clean Up Fallen Limb Opp 13 Norton Avenu	874.50
	2370	Crown Lift Cape Lilacs 19 Nesbit Road	440.00
	2368	Clean up Fallen Branch 2 Pringle Drive	291.50
	2367	Weight Reduce Limbs on Marrie Tree	731.50
	2365	Crown Loft Agonis	82.50
	2424	Remove Tuart Tree to Ground Level	3,907.20
	2422	Prune 2 Trees Near Shade Sail	510.40
2421	Crown Lift Chinese Elms Tuckey to Gibson	4,775.10	
2420	Prune Back Canopy of Cypress Tree	412.50	
2418	Crown Lift 10 Casuarina Trees	825.00	
2417	Remove & Grind Dead Tree	2,355.10	
2416	Crown Lift 4 Bottle Brush Trees	242.00	
2455	Tree Pruning - Camden Way	731.50	
2452	Verge Trees - 5 Bennett Brook	609.40	
2453	National Tree Day -Marlee Reserve	275.00	
2448	Tree Pruning 12 Clyde Place	577.50	
2450	Branch Obstruction	82.50	
2443	Verge Tree 5 Ellis Street	247.50	
2444	Verge Trees 2/41 Sutton Street	749.10	
2442	Tree Pruning Luckhurst Drive	770.00	
2440	Remove Dead Tree	4,109.60	
2439	Tree Pruning Steerforth/Tankerton	577.50	
2438	Prune Trees 1 & 2 Newlyn Way	203.50	
2435	Tree Removal 2/59 Erica Street	2,355.10	
2433	Verge Tree Beacham Street	1,106.60	
2432	Tree Pruning Dotteral/Dudbrook	1,239.70	
2472	Uplift Verge Tree	82.50	
2434	Uplift Chinese Elm	192.50	
2474	Up Lift 2 Trees	165.00	
2415	Tree Pruning 15 Creery Street	330.00	
2414	Verge Tree - 9 Oaklands Ave	357.50	
2411	Tree Assessment/Pruning	82.50	
2409	Verge Tree 16-18 Abrolho Qys	220.00	
2408	Tree Pruning Caddadup Retreat	495.00	
2406	Tree Pruning Dawesville Road	412.50	
2407	Tree Pruning Belinda Loop	577.50	
2405	Verge Trees 6 & 9 Allendale Cr	1,402.50	
2402	Verge Trees 25 Honeydew	2,896.85	
2401	Root Pruning 42 Sandpiper Island	2,525.60	
2403	Tree Pruning 3B Tuart Close	247.50	
2398	Tree Removal Reserve	2,690.60	
2473	Fallen Tree McLarty Road	906.40	
2470	Verge Tree 22 Everlasting Ret	577.50	
2471	Tree Pruning 1 Oaklands Ave	82.50	
2468	Street Tree Pruning 79 Sticks Blvd	1,344.20	
2467	Verge Tree 25 Leisure Way	2,128.50	
2465	Tree Pruning 22 Crawford Street	137.50	

Creditor	Invoice number	Narration	Total
Hayes Tree Care Pty Ltd	2466	Crown Lift 6 Trees Morfitt Street	1,728.10
	2464	Verge Tree 25 Terry Crescent	82.50
	2463	Tree Removal Abraham France Reserve	1,001.00
	2462	Tree Removal 7 Tallas Road	4,109.60
	2460	Street Trees Catalina Drive	1,809.50
	2461	Verge Tree 58 Perseus Road	82.50
	2457	Verge Tree 2 Walnut Way	511.50
	2456	Tree Pruning Suncrest Meander	1,953.60
	2454	Tree Pruning Meadow Springs Drv	1,815.00
	2445	Tree Inspection Chepstow Drive Park	5,902.60
	2469	Tree Pruning	11,165.00
	2399	Tree Pruning Mathew Street	2,805.00
	2404	Dead Tree Removal Estuary Road	4,342.80
	2431	Tree Pruning 14 Duyfken Way	82.50
	2393	Prune Back all Trees Meadow Springs Driv	7,300.70
	2381	Undertake Horticultural Works	6,105.00
	2459	Verge Trees 12 & 14 Still Meadow Turn	902.00
	2458	Verge Tree 9 Ventura Way	192.50
	2412	Tree Pruning 101 Queen Parade	137.50
	2413	Median - 6 Willoughbridge Cr	96.80
	2476	Reduce Canopy of Agonis Tree	583.00
	2475	Clean Up Fallen Banksia	2,355.10
	2477	Remove & Grind Fallen Tree	2,355.10
	2437	Tree Removal	2,575.10
	2449	Tree Pruning 7A Beam Rd	577.50
	2446	Verge Tree 24 Stewart St	137.50
	2447	Street Tree Pruning	82.50
	2451	Dangerous Tree Bortolo Dr	165.00
	2419	Back Prune 2 Wattle Trees	3,592.60
	2372	Uplift 2 Calistomen Trees	165.00
	2374	Cut Back Acacia from Footpath	49.50
	2375	Uplift & Remove Dead Wood	137.50
	2380	Tree Pruning Front of Brighton	1,315.60
	2371	Remove Fead Major Wood from Tree	121.00
	2369	Cut Back Tuarts from Fuel Vents	357.50
	2572	Clean Up Fallen Limb Maldon Place	616.81
	2481	Verge Tree 245 Pebble Beach Blvd	60.50
	2488	Verge Tree 2 Cooper Street	220.00
	2528	Tree Pruning Old Coast Road	1,655.50
	2486	Fallen Tree Branch 1A Hobley Street	632.50
	2487	Tree Pruning 4A Service Street	137.50
	2484	Verge Tree 11 Summerlea Ave	137.50
	2485	Verge Trees 59 Anstruther Road	121.00
	2529	Tree Investigation Peelwood Reserve	2,355.10
	2483	Verge Tree 24 Fairway Crescent	137.50
	2482	Verge Tree 21 Malone Loop	137.50
	2525	Tree Pruning Grahame Heal Reserve	825.00
	2524	Fallen Tree	935.00
	2531	Tree Pruning 28 Grafton Drive	247.50
	2532	Verge Tree Pruning 29 Erins Isle	82.50
	2503	Tree Pruning Littleton Street	21,793.20
	2526	Die Back Concerns Seahawk Drive	6,723.20
	2530	Tree Pruning Sticks Boulevard	1,354.10
	2534	Reserve Tree Pruning Falcon Oval Carpark	440.00
	2533	Verge Tree 27 Nairn Road	2,355.10
	2535	Fallen Tree Call Out Allnutt Street	3,927.86
	2499	Tree Pruning 7 Foster Road	82.50
2494	Verge Trees Manjeep Road	522.50	
2585	Fallen Tree Port Bouvard Sport & Rec	2,491.70	
2578	Fallen Limb Port Bouvard Pistol Club	2,240.32	
2523	Verge Tree Removal 3 Sandalwood Pde	2,355.10	
2586	Fallen Trees - Estuary Road	4,307.26	
2588	Uprooted Tree Floribunda Park	4,347.96	
2575	Fallen Limb Egret Point	2,666.27	
2573	Verge Tree 17 Sandalwood Parade	2,403.25	
2492	Verge Tree 37 Tuckey Street	275.00	
2490	Verge Tree Pruning 9 Lanyon Street	302.50	
2489	Verge Tree 1/71 Gibson Street	247.50	
2505	Tree Pruning Bobtail Bend	3,465.00	
2574	Verge Tree 15 Marlborough Close	1,291.82	
2510	Tree Roots Norfolk Pine	154.00	
2508	Verge Trees 6 Bush View	302.50	
2506	Verge Tree 63 Endeavour Cir	137.50	
2507	Verge Tree 50 Endeavour Circle	137.50	
2502	Verge Trees 22 Tamarisk Drive	825.00	
2571	Dead verge Tree 13B Gordon Road	1,001.00	
2519	Tree Pruning 191 Bailey Boulevard	825.00	
2514	Tree Pruning 4 Sand Dune Way	137.50	
2513	Street Tree 35 Frederick Street	137.50	
2501	Verge Tree 26 Picaroon Place	82.50	
2509	Street Tree Orchid Drive	192.50	
2511	Verge Tree 19 Sail Avenue	137.50	
2512	Reserve Tree Pruning Mandjar Square	82.50	
2518	Verge Tree 9 Caddadup Ret	82.50	
2516	Verge Tree 12 Estuary Place	247.50	
2517	Verge Tree 26 Caddadup Retreat	82.50	

Creditor	Invoice number	Narration	Total
Hayes Tree Care Pty Ltd	2515	Tree Pruning 3 Australia Circle	82.50
	2521	Tree Pruning Behind 78A Ayrton Street	577.50
	2522	Verge Trees 10 Bonnie Doone Gr	495.00
	2549	Tree Pruning 2 Bickley Crescent	770.00
	2564	Reserve Tree Pruning Bridgewater North	742.50
	2547	Verge Trees 43 Sandeland Ave	748.00
	2543	Verge Tree - 25 Mazeppa Drive	165.00
	2546	Tree Maintenance Annie Place	412.50
	2498	Verge Trees 126 Steerforth Drive	324.50
	2500	Verge Tree 4 Oak Avenue	192.50
	2583	Fallen Tree Pebble Beach Boulevard	616.81
	2577	Tree Removal 1 Ayrton Street	616.81
	2579	Fallen Limb 49 Estuary View Road	462.62
	2589	Fallen Limb - Waldron Blvd	154.21
	2584	Fallen Branch - Yeedong Road	616.81
	2545	Verge Trees 119 Hudson Drive	749.10
	2544	Fallen Limb Riverside Foreshore	770.00
	2504	Tree Assessment Dewar Street	412.50
	2570	Verge Tree 51 Sandeland Ave	1,699.50
	2541	Tree Removal 14 Breaker Close	2,575.10
	2491	Verge Trees 1/72 Tuckey Street	220.00
	2580	Fallen Limb 7 Peter Street	2,491.70
	2582	Fallen Tre 1 Mariners Cove Dr	2,491.70
	2493	Verge Tree 2 Kookaburra Drive	654.50
2496	Tree Pruning 2 Newlyn Way	559.90	
2497	Verge Tree 4 Ombersley Way	165.00	
Hayes Tree Care Pty Ltd Total			363,090.43
AE Hoskins Building Services	487477	Remove Old Carpet & Lay Vinyl	6,608.36
	487082	Progress Claim 2 Formal Entrance	34,401.77
	485369	Progress Claim 1 Formal Entrance	35,764.94
	486830	Replace Limestone Roof Tiles Civic	3,469.49
	486735	Progress Claim 1 Painting	4,235.84
	488839	Works to Kiln Room,	3,208.12
	488840	Remove down pipes at Library	1,926.97
AE Hoskins Building Services Total			89,615.49
Peel Engraving Stamps and Badges	842	Name Badge Magnet Tania	13.30
	802	Name Badge - Amanda	13.30
	822	Temporary Grave Marker	18.30
	836	Temporary Grave Marker	18.30
	837	Temporary Grave Marker	18.30
	850	24 Hour Stamp	83.00
	833	Name Badge Kirsty	13.30
	796	Name Badge Pravina	39.90
	819	Name Badges -Kellie, Peta	26.60
	858	Temporary Grave Marker	18.30
	857	Temporary Grave Marker MC Vaughan	18.30
	859	Temporary Grave Marker	18.30
	Peel Engraving Stamps and Badges Total		
Lane Ford	1413582	15,000km Service MH6904B	395.00
	1414042	Service 30,000km MH2485B	680.00
	1414339	30,000km Service MH7086B	585.00
	1410008	15,000km Service MH6393B	385.00
	1411873	15,000km Service	385.00
	1411040	45,000km Service MH1911B	490.00
	1416148	Service 45,000km MH5613B	490.00
	1416272	Seat Covers MH3008B	854.00
Lane Ford Total			4,264.00
Martins Environmental Services	2957	Chemically control onion weed	4,207.50
Martins Environmental Services Total			4,207.50
Wastech Engineering Pty Ltd	662057915	Walking Floor Not Opening WMC	1,582.90
	662058780	Landing Leg Repairs WMC	491.15
Wastech Engineering Pty Ltd Total			2,074.05
Party Plus Mandurah	21133	Hire of Equipment - Civic Events	503.00
	20930	Marquee Marlee Reserve	2,916.00
Party Plus Mandurah Total			3,419.00
Telstra (ID3360)	2473787907 10/7/23	Mobile Account	20,810.01
	247 3787 972 2/8/23	Tims August 2023	780.90
	K 208 127 121-6 17/7/23	Landline July 2023	4,727.32
	K 200 634 121-2 17/7/23	SES Service & Equipment to	237.90
	256 9778 800 17/7/23	NBN Service & Equipment to 9/8/23	375.00
	247 3787 907 10/8/23	Mobile 10/8/23	21,212.64
Telstra (ID3360) Total			48,143.77
Indigenous Managed Services	14904	Southern Ops July 2023	798.81
	14906	Sanitary Bins July 2023	1,268.82
	14908	Clean Sneeze Screens July 2023	470.49
	14909	Bowling Club Fridges July 2023	235.07
	14899	Multiple Variations July 2023	122.17
	14903	Falcon Family Centre July 2023	417.79
	14902	Signage Shed July 2023	429.36
	14900	SMFC Changerooms July 2023	1,626.47
	14895	Lakelands House July 2023	305.58
	14896	Clean Kitchen Items July 2023	4,697.46
	14897	Sutton Hall Clean July 2023	1,195.01
	14981	Cleaning July 2023	59,502.40
	14894	Tiles and Windows July 2023	15,151.72
	14905	Rangers Office July 2023	2,347.48

Creditor	Invoice number	Narration	Total
Indigenous Managed Services	14980	Replacement Toilet Brushes & Holders	106.84
	14893	Consumables July 2023	3,571.44
	14937	Consumables July 2023	843.50
	14802	6 Monthly Carpet Clean HHPCSF	4,245.12
Indigenous Managed Services Total			97,335.53
Sapio Pty Ltd	234046	Replace Faulty Aiis PTZ	3,423.63
	218765	CCTV Maintenance	200.57
	235528	Quarterly Inspection CCTV	334.29
	235550	Investigate Side Camera Western	143.00
	228454	Repairs to Camera Western	222.20
	222887	Quarterly Inspection of CCTV	601.72
	230598	Rental of Solar Powered CCTV Unit	2,170.30
	225014	Rental of Solar Powered CCTV Unit	2,359.50
	225017	Rental of Solar Powered CCTV Unit	2,359.50
	229954	Rental of Solar Powered CCTV Unit	1,056.00
	232284	Rental of Solar Powered CCTV Unit	1,023.00
	232285	Rental of Solar Powered CCTV Unit	1,023.00
	235775	Rental of Solar Powered CCTV Unit	990.00
	235825	Rental of Solar Powered CCTV Unit	990.00
	239857	Solar Powered CCTV Unit	1,023.00
	239849	Rental of Solar Powered CCTV Unit	1,023.00
	239946	Rental of Solar Powered CCTV Unit	990.00
	239950	Rental of Solar Powered CCTV Unit	990.00
	229955	Rental of Solar Powered CCTV Unit	1,155.00
	219447	Add Camera Coordinates to CCTV	445.50
	242644	Check Cameral - War Memorial Pole 2	143.00
	242367	Adjust View of Camera	143.00
	232096	Toucan 1 Camera Smart Street Mall is	143.00
	242635	Rental of Solar Powered CCTV	1,023.00
	242636	Rental of Solar Powered CCTV Unit	1,023.00
	242637	Repairs to Wiring Coodanup Ablution	935.00
	225761	Repairs to Counter Door Visitor Centre	71.50
	244957	Removal of IT assets	1,012.00
	240432	Alarm Verification Incidents WMC June	45.10
	240570	Quarterly Thermal Heat Detection	286.72
	227240	Alarm Verification Incidents	32.96
	244456	Alarm Verification Incidents WMC	45.10
Sapio Pty Ltd Total			27,426.59
Landgate	1304245	Property Searches July 2023	1,952.00
	1258245	Land Enquiries	261.80
	383925	Consolidated Mining Tenement Roll	176.00
	386641	GRV Schedule G2023/13	9,909.47
	387066	GRV Schedule G2023/16, G2023/17	4,868.46
Landgate Total			17,167.73
Superstock Food Services	40562006	Ham, Cheese, Slice, Tortilla	349.57
Superstock Food Services Total			349.57
Veolia Recycling & Recovery Pty Ltd	54548207	Controlled Waste Tracing	1,473.86
		Waste Tracking Fee, Sharps	707.46
Veolia Recycling & Recovery Pty Ltd Total			2,181.32
Local Government Professionals Australia V	32653	2023 - 2024 Full Membership dues	531.00
	37089	Community Development Conference 2023	840.00
	37086	Community Development Conference 2023	840.00
	37087	Community Development Conference 2023	755.00
	37088	Community Development Conference 2023	840.00
	37085	Community Development Conference 2023	840.00
	37084	Community Development Conference 2023	840.00
	37067	Community Development Conference 2023	840.00
	37090	Community Development Conference 2023	755.00
Local Government Professionals Australia WA Total			7,081.00
Aussie Broadband Pty Ltd	27404487	NBN 28/7/23 - 27/8/23	2,757.90
Aussie Broadband Pty Ltd Total			2,757.90
NRM Consultants Pty Ltd	2023_1082#1	Engineering Services MARC	1,375.00
NRM Consultants Pty Ltd Total			1,375.00
Corsign WA Pty Ltd	76836	Grabrail	3,410.00
	77302	Signage Brackets & Equipment	4,092.00
	77301	FRP Post Ylw RHS 76x38 x 3.2m	2,887.50
Corsign WA Pty Ltd Total			10,389.50
Mandurah Safety & Training	56597	Front End Loader Course	1,925.00
	56560	Forklift Course 27-28/7/23	1,199.01
	56576	2 Day Forklift Course 8/8/23	1,328.01
Mandurah Safety & Training Total			4,452.02
Hays Specialist Recruitment (Aust) P/L	51758763	Labour Hire WE 16/7/23	2,186.97
	51738029	Labour Hire WE 9/7/23	1,367.16
	51758760	Labour Hire WE 16/7/23	2,380.46
	51764721	Labour Hire WE 23/7/23	2,448.67
	51724309	Casual Labour Hire W/Ending 2/7/23	2,448.67
	51777684	Casual Labour Hire E/Ending 30/7	2,380.46
	51777682	Casual Labour Hire W/Ending 30/7	2,480.20
	51764718	Casual Labour Hire W/Ending 23/7	1,897.68
	51764720	Casual Labour Hire W/Ending 23/7	2,380.46
	51758759	Casual Labour Hire W/Ending 16/7	2,480.20
	51758761	Casual Labour Hire W/Ending 16/7	1,822.88
	51777683	Casual Labour Hire W/Ending 30/4/23	1,822.88
	51777685	Casual Labour Hire W/Ending 30/7	2,448.67
	51790871	Casual Labour Hire W/Ending 6/8/23	2,448.67
	51790868	Casual Labour Hire W/Ending 6/8/23	1,822.88

Creditor	Invoice number	Narration	Total	
Hays Specialist Recruitment (Aust) P/L	51790869	Casual Labour Hire W/Ending 6/8/23	2,380.46	
	51790867	Casual Labour Hire W/Ending 6/8/23	1,423.26	
	51802462	Casual Labour Hire W/Ending 13/8/23	1,962.77	
	51790870	Casual Labour Hire W/Ending 6/8/23	1,808.40	
	51803651	Casual Labour Hire W/Ending 13/8/23	2,380.46	
	51764719	Casual Labour Hire W/Ending 23/7/23	1,822.88	
	51803654	Casual Labour Hire W/Ending 13/8/23	2,448.67	
	51803650	Casual Labour Hire W/Ending 13/8/23	2,480.20	
	51803652	Casual Labour Hire W/Ending 13/8/823	2,380.46	
	51815873	Labour Hire WE 20/8/23	1,822.88	
	51815871	Labour Hire WE 20/8/23	1,451.16	
	51815872	Labour Hire WE 20/8/23	1,501.19	
	51815874	Labour Hire WE 20/8/23	2,352.15	
	51815875	Labour Hire WE 20/8/23	2,448.67	
	Hays Specialist Recruitment (Aust) P/L Total			61,480.52
	All Pumps and Water	3862	Bore Flow Testing Joseph Cooper Reserve	412.50
3816		Bore Flow Testing RushtonPark	412.50	
3821		Bore Flow Testing Placid Waters	412.50	
3839		Bore Flow Testing Port Mandurah Leeward	412.50	
3809		Bore Flow Testing Bortolo Park	412.50	
3850		Bore Flow Testing Teranca Oval	412.50	
3872		Retic Breaker Tripping Out	202.13	
3873		Pump repairs at meadow Springs Oval	7,040.00	
3866		Service of Aerator Bridgewater	6,373.68	
3846		Bore Flow Testing	412.50	
3527		Bore Flow Testing WMC	412.50	
3836		Bore Flow Test Memorial Park	412.50	
3857		Bore Flow Testing Cox Bay	412.50	
3856		Bore Flow Testing Floribunda Avenue	412.50	
3855		Bore Flow Testing Town Beach	412.50	
3854		Bore Flow Testing Merlin Street Oval	412.50	
3848		Assess & Test Pump System	404.25	
3921		Attend Site Pump Not Working	134.07	
3674		Check VSD at Mariners Cove	202.13	
3947		Butterfly valve Rushton Park	444.91	
3951		New Butterfly valve at Floribunda	372.00	
3949		Replace air valve at Memorial Park	267.85	
3948		Install butterfly valve at Seascapes	381.95	
3435		Dog Park Circuit breaker	777.49	
3813		Bore Flow Test Falcon Oval	412.50	
3610		Service Pump at Sandalwood	869.00	
3609		Service pump at Rockford St	869.00	
3603		Service pump at Clyde St	869.00	
3853		Bore Flow Testing Seascapes	412.50	
3932		Install Surge Protector MSSF	262.02	
3918		Remove pump Catalina Drive	2,300.10	
3875		Bores at Meadow Springs Sports Oval	1,221.00	
3958		Check pump at Cox Bay	231.00	
3959		Replace air valve Lakelands DOS	267.85	
3883		Remove pump at Rushton Park	38,710.65	
3831		Scheduled Bore Flow Testing	412.50	
3843	Test Pump at Waldron Reserve	396.80		
3842	Ganton Trail Pump Testing	327.97		
3815	Bore Flow Test Beverston Reserve	412.50		
3820	Waalitj Park Bore Flow Test	412.50		
3830	Scheduled Bore Flow Testing	412.50		
3833	Scheduled Bore Flow Testing	412.50		
3840	Scheduled Bore Flow Testing	412.50		
3832	Scheduled Bore Flow Testing	412.50		
3838	Scheduled Bore Flow Testing	412.50		
All Pumps and Water Total			72,412.35	
Superior Nominees Pty Ltd	53267	Swan Seats	3,762.00	
	53457	Single AFL Coal Post	957.00	
	53526	Poly Steering Wheel	880.00	
Superior Nominees Pty Ltd Total			5,599.00	
Downer EDI Works Pty Ltd (Hotmix)	6015349	7MM LAT AC50B 1%OX	396.78	
Downer EDI Works Pty Ltd (Hotmix) Total			396.78	
Peel Bearings Tools & Filters	682165	V Belt	15.84	
	682166	Kevlar V Belt	108.90	
	682177	V Belt Kevlar	435.60	
	682225	Castor Wheels	342.58	
	682367	semi Pnematic Wheels	107.23	
Peel Bearings Tools & Filters Total			1,010.15	
Department of Justice	31557005	FER12990645 Prosecuting Fees 23234UIN	2,755.50	
Department of Justice Total			2,755.50	
NFC Products & Services	39	Injured Kangaroos	840.00	
NFC Products & Services Total			840.00	
Connect CCS Pty Ltd	114917	Overcalls Fee July 2023	1,666.67	
Connect CCS Pty Ltd Total			1,666.67	
Ergolink	SI-00083103	Height Adjustable Desk	780.00	
	SI-00083238	Dual Monitor Arms	3,135.00	
	SI-00083104	5 High Back Chairs	3,127.74	
	SI-00083311	2 Delta Draft Chairs	877.69	
	SI-00082969	9 Rialto High Back Chairs	3,774.87	
	SI-00083100	5 High Back Posture Chairs	2,515.15	
Ergolink Total			14,210.45	

Creditor	Invoice number	Narration	Total
D & G Catering Party Ltd	542	Catering for SHELTER	340.00
	545	Council Dinner - Catering	532.00
	546	EM Strategy Briefing	532.00
	548	Catering - WALGA Meeting	449.00
	550	Council Dinner 29/8/23	532.00
D & G Catering Party Ltd Total			2,385.00
Department of Transport	8046021	Vehicle Search Fees	314.65
	4170460	Recoups for Sand Bypassing	1,370,213.65
Department of Transport Total			1,370,528.30
Horizon West Landscape & Irrigation Pty Ltd	12298	Meadow Springs Verge Tidy	2,385.90
	12293	PAW Maintenance South Street Scapes	16,127.10
	12294	South Medians & Verges	19,344.60
Horizon West Landscape & Irrigation Pty Ltd Total			37,857.60
Just Pizza Company	106281	Foccacia Base Sauce	162.20
	106512	Foccacia Base Sauce	162.20
Just Pizza Company Total			324.40
Downer EDI Works Pty Ltd (Civil Works)	6015248	Extension - Ashley Terrace	15,313.61
	6015514	10MM GRAN AC50B	299.13
	6015339	7MM LAT AC50B 1%OX	868.07
Downer EDI Works Pty Ltd (Civil Works) Total			16,480.81
South Coast Auto Electrics & Air	30224	Diagnose & Repair Door Alarm	281.60
South Coast Auto Electrics & Air Total			281.60
IntelliTrac Pty Ltd	248217	Tracking Telematics	3,151.50
IntelliTrac Pty Ltd Total			3,151.50
Dew's Berry Catering	591	Split Finger Food Platter	960.00
	604	Citizenship Ceremony Catering	2,280.00
	607	Catering 1/8/23	532.00
	552	60 x Individual High Teas	300.00
	559	Standard 2 Course Meal x 15	375.00
Dew's Berry Catering Total			4,447.00
Technology One Ltd	225380	Additional Support - Revenue	12,202.69
	225377	Project Management	11,705.52
	225381	Cemeteries BPA Changes,	13,082.76
	223570	AMS Program Uplift	940.50
	225934	Test Datafix	1,078.00
	226429	Project Management August 2023	7,514.67
	226430	Additional Support Property Transfer	1,965.37
	226433	Bushfire Imports August 2023	3,930.53
	226431	Additional Support - Revenue	4,913.43
	226432	Additional Support - Revenue	1,965.26
	226435	Project Implimentation,	8,009.38
	226085	AMS Program 1/9/23-30/9/23	7,589.12
Technology One Ltd Total			74,897.23
Natural Area Holdings Pty Ltd	20765	Anigozanthos manglesii	438.77
	20764	Anigozanthos Plants	1,927.20
	20842	Supply: 3,220 plants	8,960.60
	20841	Plant Supply - Spyridium globulosum	207.90
Natural Area Holdings Pty Ltd Total			11,534.47
Combined Roof Solutions	848	Roof Works Family Community Centre	3,762.00
	840	Inspect Leaks Ridge Vents	104.50
	907	Repairs to Leaks MARC	1,130.25
	981	Fault Find & Fix Leak to 1st Storey	165.55
	980	Fault Find & Fix Leak to Skylight	155.10
	997	Call Out to Eastern Foreshore Ablution	104.50
	995	Repair Leaks in Roof HHRC	653.40
	1051	Repairs to Leaking Roof/Gutter	1,025.75
	974	Fit Custom Roller Door	418.00
	838	Repairs to 4 Leaks Basketball	925.10
	996	Skylight Sheet Replacement	1,892.00
	1108	Leak in Sign Shed Roof Ops Centre	252.73
	1109	Leak in Sauna MARC	270.05
	847	Inspect Site Roof Civic Centre Meeting	825.00
Combined Roof Solutions Total			11,683.93
Managed System Services	8693	FHD IPS Monitor Anti-Glare	10,412.38
	8743	HP Thunderbolt Dock 120W G4	378.00
Managed System Services Total			10,790.38
Plant Assessor	175676	Membership July 2023	1,815.00
Plant Assessor Total			1,815.00
Workscreen Medical	43449	Drug and Alcohol Screen	66.00
	43424	Standard Pre-employment Medical	156.75
	43448	Functional Assessment Level 2	121.00
	43447	Standard Pre-employment Medical	156.75
	43351	D&A Screen, Audio WorkCover	148.50
	43350	Functional Assessment Level 2	121.00
	43349	Standard Pre-employment Medical	156.75
	43298	Pre Employment Medical, Audio, D&A	426.25
	43346	Drug and Alcohol Screen	66.00
	43345	Functional Assessment Level 2	121.00
	43344	Standard Pre-employment Medical	156.75
	43377	D&A Screen, Audio WorkCover	148.50
	43376	Functional Assessment Level 2	121.00
	43375	Standard Pre-employment Medical	156.75
	43426	D&A Screen, Audio WorkCover	148.50
	43425	Functional Assessment Level 2	121.00
	43322	D&A Screen, Medical	222.75
	43352	D&A Screen, Audio, Medical	419.60

Creditor	Invoice number	Narration	Total
Workscreen Medical	43353	Functional Assessment Level 2	121.00
	43544	D&A Screen, Audio	148.50
	43546	Standard Pre-employment Medical	156.75
	43545	Functional Assessment Level 2	121.00
	43323	Functional Assessment Level 2	121.00
Workscreen Medical Total			3,703.10
WA Bluemetal	BY12780	Road Base	8,022.72
WA Bluemetal Total			8,022.72
Beaver Tree Services	87295	Prune Tree 7 Tetrarose Parkway	990.00
	87297	Trim Trees 15 St Laurent Close	1,237.50
	87296	Prune Trees Shoshone View	1,086.25
	87303	Lift Crown & Prune Dead Wood	495.00
	87304	Lift Crown, Aerial Pruning	214.50
	87305	Remove Dead Limbs, Prune Trees	1,980.00
	87306	Remove Overhanging Limb	437.80
	87307	Carry Out Weight Reduction,	294.80
	87308	Fig Tree Requires Under Pruning	412.50
	87310	Removal of Dead Wood & Limbs Tree	1,980.00
	87338	Remove Dead Wood From	437.80
	87316	30% Weight Reduction Tree	437.80
	87339	Removal at Base Dead Tree	990.00
	87315	Aerial Pruning Eucalyptus Trees	1,751.20
	87314	Remove Fallen Limb from Tree 25 Park	990.00
	87336	Tree Pruning Teranca Road	1,980.00
	87334	Tree Pruning 41 & 45 Yeedong Road	2,690.27
	87335	Tree Pruning 3 Wamba Road	206.25
	87337	Tree Pruning 54 Hill Street	437.80
	87340	Powerline Prune Jacaranda	434.50
	87311	Tree Pruning 34 Watson Ave	651.75
	86252	Power Line Clearance Pruning	280.50
	86253	Powerline Clearance Pruning	654.50
	87353	Prune Tree to Western Power Compliance	206.25
	87354	Aerial Pruning of Eucalyptus	990.00
	86250	Powerline Clearance Pruning	93.50
	87355	Prune Eucalyptus Tree	990.00
	86251	Powerline Clearance Pruning	280.50
86099	Western Power Pruning	294.80	
86254	49 Amazon Dr Tree Pruning	561.00	
86296	9 Andante St Tree Pruning	187.00	
87361	Tree Pruning 49 Headingly Link	1,925.00	
87362	Tree Pruning Blythewood Reserve	4,400.00	
Beaver Tree Services Total			30,998.77
Mandurah Performing Arts Centre	22428	Citizenship Ceremony 27/7/23	1,104.10
Mandurah Performing Arts Centre Total			1,104.10
Pritchard Francis Consulting Pty Ltd	31424	Lakelands Footbridge August 2023	7,546.00
Pritchard Francis Consulting Pty Ltd Total			7,546.00
Dowsing Group Pty Ltd	20818	Lay Footpath - Olive Road	13,857.80
Dowsing Group Pty Ltd Total			13,857.80
Kits for Cars	16530	Remove GPS U01218	165.00
Kits for Cars Total			165.00
Chindarsi Architects Pty Ltd	2020	Design Services Merlin Street Pavilion	25,837.41
Chindarsi Architects Pty Ltd Total			25,837.41
Genelite	30270	Rental 1/7/23 - 31/7/23	2,864.40
Genelite Total			2,864.40
Marinella Piccirillo	JULY 2023	CASM Gift Shop Sales - July 2023.	8.00
Marinella Piccirillo Total			8.00
Benara Nurseries	470408	HIBISCUS tiliaceus rubra	408.65
	470051	Supply of Trees - Tree Day Event	2,538.80
Benara Nurseries Total			2,947.45
Judith Anne Gardiner	JULY 2023	CASM Gift Shop Sales - July 2023.	44.00
Judith Anne Gardiner Total			44.00
On Tap Plumbing & Gas Pty Ltd	73248	Sholl St RV Dump Point	412.50
	91924	Toilet Seats Ripped Out	481.64
	93115	All Toilets Blocked Western Foreshore	440.00
	93619	Blocked Toilets Eastern Foreshore	343.75
	90395	Blocked sump at Library	326.71
	90706	MSSF clear blockage	797.50
	90017	Repair leak at Avalon Foreshore Reserve	547.25
	90592	Clear blockage Town Beach	112.75
	90418	Water leak at Civic Centre	1,452.00
	90488	Water leak at MARC	490.60
	90570	Pump repairs Lakes Cemetery	193.88
	90571	Clear blockage Melros Beach Ablution	135.30
	90572	Clear blockage Orion Reserve Ablutions	232.65
	90591	Northport Ablutions clear blockage	112.75
	90989	Replace grates at Warrangup Springs	797.78
	91394	Clear blockage at Calypso Park	512.60
	91409	Leak in Kitchen at Falcon Library	150.94
	91657	Service BBQ's at Chalets	348.98
	91746	Clear blocked drain at Admin	475.20
	93342	Rushton Park North Pavilion	525.80
91416	Water leak at Civic Centre	877.60	
91373	Lakes Cemetery - No water	854.70	
On Tap Plumbing & Gas Pty Ltd Total			10,622.88
Impressions Catering	5549	Senior Wait Staff/Kitchen Prep	191.40
	5548	Senior Wait Staff/Kitchen Prep	191.40

Creditor	Invoice number	Narration	Total
Impressions Catering Total			382.80
Jean Marie Mitchell	JULY 2023	CASM Gift Shop Sales - July 2023.	20.00
Jean Marie Mitchell Total			20.00
Cookers Bulk Oil System	7447991	XLFYR Oil	539.60
Cookers Bulk Oil System Total			539.60
Patricia Margaret Philip	JULY 2023	CASM Gift Shop Sales - July 2023.	9.60
Patricia Margaret Philip Total			9.60
Western Diagnostic Pathology	37577977	Drug & Alcohol Testing	1,079.21
	37577971	Drug & Alcohol Testing	1,156.27
	37501052	D&A Testing New Employees	279.84
	37496665	D&A Testing New Employees	67.21
Western Diagnostic Pathology Total			2,582.53
Perth Security and Guard Services Pty Ltd	28003	Static Guard - Rushton Park	702.64
	27396	Static Guard - Mandurah Library	8,238.12
	27412	Static Guard Tree Park Halls Head	288.06
	27411	Static Guard Quarry Park 23/2/23	334.84
	27410	Static Guard Rushton Park North	754.57
	27402	Guard Service for Giant	1,034.00
	27401	Static Guard - Mewburn Gardens 21/2/23	193.23
	27397	CBD Foot Patrols February 2023	6,697.13
	27394	Vehicle Patrols for Marina	3,831.94
	27388	Alarm Attendances Jan 2023	3,382.23
	27245	Static Guard Eastern Foreshore	391.29
	27248	Static Guard Foreshore Play Towers	1,648.99
	27363	Guard for Giants Marlee Reserve	2,057.13
	27406	Static Guard MARC	1,163.39
		Guard Services MARC February 2023	1,169.39
	7017	Static Guard - Concretr	1,003.31
	27395	Random Patrols February 2023	6,784.20
Perth Security and Guard Services Pty Ltd Total			39,674.46
Andersen Auto Body Repairs	7345	Excess for Quote #3303	2,000.00
	7360	Remove Hi Vis Decals from Vehicle	550.00
	7491	Excess MH0782B Hino Truck	2,000.00
	7515	Quote# 3401 Toyota Hiace Commuter	2,000.00
	7511	Quote#3434 Ford Transit Van REG:MH-8704B	2,000.00
	7524	Quote#3465 Ford Ranger	2,932.79
Andersen Auto Body Repairs Total			11,482.79
St John Ambulance Australia WA	EHSINV000955263	Health Services National Tree Day	418.00
	KITSL00016469	First Aid Supplies CASM	54.28
	KITSL00015784	First Aid Supplies	50.32
	KITSL00016023	First Aid Supplies - MARC	658.33
	KITSL00016021	First Aid Supplies HHRC	161.06
	KITSL00015871	First Aid Supplies Mandurah Library	97.44
	KITSL00015859	First Aid Supplies Breakwater Parade	140.56
	KITSL00015858	First Aid Supplies -Marina Office	81.19
	STKINV00045473	First Aid Kit Workplace Vehicle Bags	699.50
St John Ambulance Australia WA Total			2,360.68
Seabreeze Deli	2020154	Catering - 15 Year Celebration	139.60
	2020155	Catering Induction 3/8/23	55.00
	2020156	Catering for	36.30
	2020157	Catering for Morning Tea	258.70
Seabreeze Deli Total			489.60
Leanne Hughes	96	Yoga Classes 18/7/23 - 28/7/23	525.00
	97	Yoga Classes - August 2023	700.00
Leanne Hughes Total			1,225.00
Targit Pest Solutions Pty Ltd	679	Adhoc Pest Treatment	165.00
	680	Adhoc Pest Treatment	165.00
	689	Adhoc Pest Treatment	165.00
	698	Adhoc Pest Treatment	287.10
	676	Pest Treatment at MARC	247.50
Targit Pest Solutions Pty Ltd Total			1,029.60
Team Global Express Pty Ltd	634	Freight July 2023	269.19
	636	Freight July 2023	219.76
	635	Freight July 2023	491.74
	637	Freight August 2023	850.38
Team Global Express Pty Ltd Total			1,831.07
Kerb Doctor	20230699	Kerbing Lynda Street	5,827.25
Kerb Doctor Total			5,827.25
Cleaning Supplies WA	10876	Methylated Spirits	127.60
	10997	Luxurious Foam Soap	462.44
Cleaning Supplies WA Total			590.04
Dunbar Services (WA) Pty Ltd	77774	Filter Exchange - Seniors	38.50
Dunbar Services (WA) Pty Ltd Total			38.50
South Metropolitan TAFE	I0103767	CIII in Carpentry	137.80
	I0103766	CIII in Carpentry	137.80
	I0105895	CIII in Carpentry	136.64
	I0105107	CIII in Parks and Gardens	195.00
	I0105108	CIII in Parks and Gardens	195.00
	I0105106	CIII in Conservation and Ecosy	975.25
	I0105109	CIII in Parks and Gardens	195.00
South Metropolitan TAFE Total			1,972.49
Centurion Temporary Fencing	42943	Temporary Fencing Cnr Baloo & Kyrean	61.88
	42931	Temporary Fencing Site Visit	104.50
	43062	Temporary Fence Hire Cnr Baloo & Kyrean	61.88
	43610	Temporary Fencing Loton Road	68.75
	43641	Temporary Fence Peel Parade	4,884.00

Creditor	Invoice number	Narration	Total
Centurion Temporary Fencing Total			5,181.01
BOC Ltd	4034525927	Oxygen, Argoshield, Handigas	224.36
	4034599397	Bulk Dry Ice Pellets	26.99
	4034659011	Forklift Handigas	101.64
	4034650285	Dry Ice Pellets	26.11
	4034794167	Gas/Oxygen Supplies Workshop	221.42
BOC Ltd Total			600.52
JB HI-FI Group Pty Ltd	BD1213563	Defender Cases for Samsung Galaxy	1,069.00
	BD1208561	Samsung Wall Chargers	288.00
JB HI-FI Group Pty Ltd Total			1,357.00
Australian Laboratory Services	1151758239	Urban Lakes Analysis	1,475.10
	1151759433	Urban Lakes Water Monitoring	762.30
	1151760183	Urban Lakes Water Monitoring	1,029.60
Australian Laboratory Services Total			3,267.00
KAJ Installations & Services	10229	Carry Out Repair Works MARC	2,486.00
	10275	Repair roller door at Depot	154.00
	10160	Repairs to Side Exit Door LHS Track	88.00
KAJ Installations & Services Total			2,728.00
Cleanaway Solid Waste Pty Ltd	21738211	Landfill May 2023	1,071.80
	21736785	Landfill 4/5/23 - 7/5/23	32,647.69
	21750018	Disposal of General Waste	2,560.61
	21751787	Landfill 17/8/23	2,829.29
Cleanaway Solid Waste Pty Ltd Total			39,109.39
Platinum Service Catering	847	Sundowner Finger Food	924.00
	845	Council Dinner Catering 25/7/23	731.50
	861	Catering - Civic Event	924.00
	860	Council Dinner 22/8/23	731.50
Platinum Service Catering Total			3,311.00
Bullivants Pty Ltd	401313968	Chains & Ladder Inspection	2,162.16
Bullivants Pty Ltd Total			2,162.16
Carbone Bros Pty Ltd	103915	Crushed Limestone Ops Centre	6,785.36
	I103974	Crushed Limestone	6,716.15
Carbone Bros Pty Ltd Total			13,501.51
PCB Contractors Pty Ltd	308	MARC Roof Replacement Claim 7	173,119.77
	309	MARC Roof Replacement Claim 7	26,131.60
PCB Contractors Pty Ltd Total			199,251.37
Mandurah Toyota	JC14135940	105,000km Service MH1084B	509.99
	JC14134750	Service 15,000km MH7582B	287.00
	JC14136159	Service 15,000km MH8932B	260.00
Mandurah Toyota Total			1,056.99
Signcraft (Aust) Pty Ltd	15265	Coreflute Signs Rad Corners	468.60
	15369	Big Mandurah Matters	12,036.64
Signcraft (Aust) Pty Ltd Total			12,505.24
Department of Mines, Industry Regulation & Safety	JULY 2023	Building Services Levy Collection - July	65,340.69
Department of Mines, Industry Regulation & Safety Total			65,340.69
C Knight	1/9/23-30/9/23	Allowances & Fees September 2023	4,983.75
C Knight Total			4,983.75
Bailey's Marine Fuels Australia	SI4584864	15.16 Litres Premium Fuel MOM	31.99
	SI4590173	14.57L Premium Fuel	30.75
	SI4597685	19L Diesel	39.90
Bailey's Marine Fuels Australia Total			102.64
Exteria Street & Park Outfitters	11366	Vasse Composite Plank Seats	3,276.90
Exteria Street & Park Outfitters Total			3,276.90
Ixom Operations Pty Ltd	6696865	Chlorine	216.54
Ixom Operations Pty Ltd Total			216.54
SEEK Limited	700019979	Additional Adverts July, August	3,856.05
SEEK Limited Total			3,856.05
Construction Training Fund	191999-G6L6C9	CTF Levy Collection - July 2023.	10,795.82
Construction Training Fund Total			10,795.82
Josh Byrne & Associates Pty Ltd	3231	Progress Claim -Eastern Foreshore	32,594.96
	3241	Concept Design - Eastern Foreshore	8,889.88
Josh Byrne & Associates Pty Ltd Total			41,484.84
Diesel Remap & Dyno	DRD3251	Supply & Fit Roof Rack, Amber Beacons	2,119.00
Diesel Remap & Dyno Total			2,119.00
Leianne Kaye Robertson	5	Yoga Class 18/7/23	82.45
	6	Yoga Classes MARC	494.70
	7	Yoga Classes August 2023	164.90
Leianne Kaye Robertson Total			742.05
Mulches and More Landscape Supplies	127	Arbour mulch	7,095.00
Mulches and More Landscape Supplies Total			7,095.00
Wiggleit Fitness and Dance	MS01	Zumba Fitness	80.00
Wiggleit Fitness and Dance Total			80.00
Fully Promoted Mandurah	30975	100 Urban Coffee Cups	748.00
	162	T-Shirts for CASM	1,435.97
Fully Promoted Mandurah Total			2,183.97
Mandurah Diesel	75487	Vehicle Service Mitsubishi Fuso	3,365.65
	75638	Service MH200W	4,422.60
	75606	Service MH136V	504.45
	75609	Service MH0782B	557.75
	75653	Vehicle Service MH4967A	727.50
	75678	Floor Mats BY90099	678.75
	75664	Service 1GNQ893	611.70
	75587	Service BY90099	1,559.00
Mandurah Diesel Total			12,427.40
Aussie Natural Spring Water	2799709	Bottled Water Rangers	22.50
Aussie Natural Spring Water Total			22.50

Creditor	Invoice number	Narration	Total
Access Equipment Hire Pty Ltd	1000451446	Lighting for MARC Roof Works	4,208.09
Access Equipment Hire Pty Ltd Total			4,208.09
Mandurah Indoor Plant Hire	5105	Indoor Plant Maintenance - Rangers	15.40
	5103	Indoor Plant Maintenance	24.20
	5104	Indoor Plant Maintenance Marina June 23	11.00
	5122	Maintenance of Indoor Plants	22.00
	5120	Indoor Plant Maintenance	121.00
	5121	Maintenance of Indoor Plants MARC	33.00
	5101	Indoor Plant Maintenance	33.00
	5124	Indoor Plant Maintenance - Marina	11.00
Mandurah Indoor Plant Hire Total			270.60
Michel Smash Repairs Pty Ltd	31029	Tow Landrover from Northport Blvd	99.00
	33920	Tow Mazda 6 from Lakelands	99.00
	33205	Towing Charge Breakwater Parade to Ops	99.00
	33150	Towing Charge 62 Morfitt Street	99.00
Michel Smash Repairs Pty Ltd Total			396.00
West Coast Waste Pty Ltd	2449	Mixed Construction Waste	211.20
	2578	Mixed Green Waste Tara Street	352.00
	406	Clean Construction Waste	72.60
	2220	Mixed Green Waste	140.80
	2536	Clean Construction Waste	72.60
	1732	Mixed Green Waste	316.80
West Coast Waste Pty Ltd Total			1,166.00
Aslab Pty Ltd	25019	Sub Base Testing	2,776.84
	25020	Basecourse Testing	3,708.10
Aslab Pty Ltd Total			6,484.94
Alan Tormey Brickpaving & Earthmoving	191	General Brick Paving Falcon Oval	4,653.00
	194	Sandpiper Rt Brickpaving	1,155.00
	192	13 Winya Way Brickpaving	369.60
	193	Brick Paving Median 26 Australis Circle	756.80
	197	Reinstatement Works for Damaged Paving	1,157.20
	196	Paving Darwin Terrace	3,016.20
Alan Tormey Brickpaving & Earthmoving Total			11,107.80
LGISWA	100-155616	Property Premium Adjustment	1,189.95
	100-155916	Workers Compensation	6,341.29
LGISWA Total			7,531.24
TJ Depiazzi & Sons	130368	Tree Mulch Lord Hobart Reserve	1,919.50
	130405	Tree Mulch Delivery	1,919.50
	130540	3pb Mulch Delivery	4,050.75
TJ Depiazzi & Sons Total			7,889.75
Mandurah Mitsubishi	1416261		557.46
Mandurah Mitsubishi Total			557.46
Turf Developments (WA) Pty Ltd	15636	Supply & Spread Fertiliser	1,749.00
Turf Developments (WA) Pty Ltd Total			1,749.00
Boya Equipment	113947/01	Belt Rack	857.37
	114619/01	Starter Motor Assy	660.98
Boya Equipment Total			1,518.35
Mandurah Bowling & Recreation Club Inc	34491/8	Alarm Callout Fee July 2023	77.00
	3449	Alarm Call Out Fee July 2023	77.00
Mandurah Bowling & Recreation Club Inc Total			154.00
Graphic Art Mart	GSSI0998466	Printer Ink	1,589.65
Graphic Art Mart Total			1,589.65
Vicinity Real Estate Licence Pty Limited	MS60992	Vacant Shop Income - 1/8/2023 - 31/8/202	1,048.66
	MS62767	The Big Mandurah Matters Check	7,262.20
	MS58221	Vacant Shop Income - 25/5/2023 - 31/5/20	241.34
Vicinity Real Estate Licence Pty Limited Total			8,552.20
Learning Seat	6477018704	Litmos Pro August 2023	3,079.27
	6477018296	Litmos Pro July 2023	3,079.27
Learning Seat Total			6,158.54
Common Ground Trails Pty Ltd	181072	Peel Estuary Trails Claim 8	48,878.31
Common Ground Trails Pty Ltd Total			48,878.31
Mr David Feenstra	349	MC & Audio Production	990.00
	352	Secret Sounds of the City Audio	990.00
	356	Secret Sounds of the City 30/8/23	990.00
Mr David Feenstra Total			2,970.00
Metro Filters	2464	Canopy & Filter Cleaning at MARC	528.00
Metro Filters Total			528.00
Solomons Flooring	103835	Supply Venetian Blinds	630.00
Solomons Flooring Total			630.00
Stantec Australia Pty Ltd	1924291	Stage 2 City Centre	4,950.00
	1924804	Blackspot Submission	15,933.50
	1924248	Mandurah Cultural Precinct Cooling	8,800.00
Stantec Australia Pty Ltd Total			29,683.50
Retech Rubber Pty Ltd	4356	CAterpillar Park Replace Surface	4,358.00
	4279	Caterpillar Park Playground	18,034.21
Retech Rubber Pty Ltd Total			22,392.21
Wattyl Australia	38842338	Scotch Tape	44.96
Wattyl Australia Total			44.96
WA Premix	MH8274/01B	Grano - Cemetery Road	4,804.80
	MH8443/01	Concrete - Seniors Car Park	3,762.00
	MH8558/01	Pleasant Grove Circle	2,851.20
WA Premix Total			11,418.00
Terrace Art Framers	35984	Framed Monthly Certificate	85.00
Terrace Art Framers Total			85.00
Sunwest Removals	2495	Removal Costs - 63 Ormsby Terrace	616.00
Sunwest Removals Total			616.00

Creditor	Invoice number	Narration	Total
Forch Mandurah	SI10547	Re-Stock Workshop Consumables	592.85
Forch Mandurah Total			592.85
Ms Kay E Leftwich	534	Rates Rebate Modifications	4,885.20
Ms Kay E Leftwich Total			4,885.20
Tree Management Solutions	1419	Risk Assessment Report	495.00
	1418	Risk Assessment 54 Sticks Blvd	495.00
	1413	Risk Assessment 43 Iluka Dr	1,980.00
	1409	Risk Assessment - 60 Silverton Crescent,	495.00
	1408	Risk Assessment Report	495.00
Tree Management Solutions Total			3,960.00
Bake-Quip Pty Ltd	134865	Repairs to Convothem Oven	2,187.90
Bake-Quip Pty Ltd Total			2,187.90
Accord Security Pty Ltd (In Liquidation)	27396	Static Guard Mandurah Library	8,238.12
	27412	Static Guard - Tree Park	288.06
	27411	Static Guard Quarry Park	334.84
	27410	Static Guard Rushton Park	754.57
	27402	Guard Services Marlee & Calypso	1,034.00
	27401	Static Guard Mewburn Gardens	193.23
	27397	Security Patrols February 2023	6,697.13
	27394	Security Patrols	3,831.94
	27388	Alarm Attendances Jan 2023	3,382.23
	27245	Static Guard - Concrete	391.29
	27248	Static Guard Foreshore Play Tower	1,648.99
	27363	Guard Service Giants - Marlee &	2,057.13
	27406	Guard Services - MARC	1,169.39
	27395	Random Patrols February 2023	6,784.20
	27403	Static Guard - Peel Street	748.53
Accord Security Pty Ltd (In Liquidation) Total			37,553.65
Landscape Kerbing	8249	Repair Kerbing at Duverney	1,139.60
Landscape Kerbing Total			1,139.60
Officeworks (BP:10502807)	032463	Recycled A4 Sign Holder	12.48
	822796	Stationery - Marina Office	55.20
	614 534098	Stationery - Engagement Activity	151.93
Officeworks (BP:10502807) Total			219.61
WesTrac Pty Ltd	1691906	Repairs to MH6842B	207.90
WesTrac Pty Ltd Total			207.90
A A Green	1/9/23-30/9/23	Fees & Allowances September 2023	3,038.33
A A Green Total			3,038.33
Elisha McGuckin	JULY 2023	Sales from All Consumed Exhibition.	1,424.00
Elisha McGuckin Total			1,424.00
Veolia Recycling & Recovery (Perth) Pty Ltd	54510760	Street Sweeper Spoils	1,079.51
	54510751	Mixed Construction Waste	174,977.97
Veolia Recycling & Recovery (Perth) Pty Ltd Total			176,057.48
Department of Communities - CPFS	OVERPAYMENT INV RC22117	Refund for Overpayment of Invoice	80.00
Department of Communities - CPFS Total			80.00
Poolshop On Line Pty Ltd	1474	Hypoclear	418.88
	1518	Pool Chemicals	2,522.96
Poolshop On Line Pty Ltd Total			2,941.84
LP Visuals	LPV-INV-1794	Mayor Filming for Campaign Video	3,300.00
LP Visuals Total			3,300.00
Ellenby Pty Ltd	33852	Fraxinus raywoodii 'Claret Ash'	5,230.50
Ellenby Pty Ltd Total			5,230.50
Thomson Geer	1198647	Superintendent Advice	2,167.00
Thomson Geer Total			2,167.00
Irrigation Australia	20492	Meter Installation & Validation	2,500.00
Irrigation Australia Total			2,500.00
MAIA Financial Pty Limited		E6N0162391 Lease 1.7.23 to 30.9.23	2,599.99
	D021112	Purchase of assets on Contract	9,350.00
MAIA Financial Pty Limited Total			11,949.99
Jim's Test and Tag Mandurah North	757	Tag & Test Lakes Memorial Cemetery,	2,548.81
	743	Test and Tag	383.57
	747	Test and Tag	734.47
	740	Tag & Test Mandurah Museum	735.79
	749	Tag & Test MARC Swim Club	644.27
	739	Tag & Test BDYC	1,959.43
	742	Tag & Test Falcon Library	1,506.56
	741	Tag & Test Mandurah Library	1,469.82
	748	Tag & Test - Various Assets	293.37
	750	Tag & Test MARC	3,692.59
	755	Tag & Test Southern Ops	688.05
	756	Tag & Test Southern Districts, HHRC	817.19
	765	Test & Tag Various Assets	226.71
	759	Test & Tag B & NE Building	2,421.32
	761	Test & Tag Rangers Office	952.71
	760	Test & Tag Seniors Centre	1,251.14
	767	Test & Tag SES	1,626.57
	769	Test & Tag Mewburn Centre	265.87
Jim's Test and Tag Mandurah North Total			22,218.24
Allstar Signs	5614	Supply & Install Vinyl Lettering	130.00
Allstar Signs Total			130.00
Dynamic Gift International Pty Ltd	ORD47359	SCP Review - Engagement Assets	2,389.20
Dynamic Gift International Pty Ltd Total			2,389.20
Dirt n Boondies	V71915-1	Retic Supplies	117.95
Dirt n Boondies Total			117.95
Drainflow Services Pty Ltd	14849	High Pressure Jetting & Cleaning of	2,057.00
Drainflow Services Pty Ltd Total			2,057.00

Creditor	Invoice number	Narration	Total
C L Di Prinzio	CLOTHING ALLOWANCE	Clothing Allowance July 2022	514.95
C L Di Prinzio Total			514.95
Mandurah Chandlery	P6635	U Bolt	12.95
	P7081	Foot Rest, Skipper Seat	559.00
Mandurah Chandlery Total			571.95
The Brand Agency	262260	Digital Development & Support	7,824.30
The Brand Agency Total			7,824.30
Tourism Council WA	8635	Membership Tourism Business	198.00
Tourism Council WA Total			198.00
Kerry Louise Davies	273	Facilitating - Adventures in Art	180.00
Kerry Louise Davies Total			180.00
Western Australia Local Government	SI-006763	Induct newly Elected Members	324.50
Western Australia Local Government Total			324.50
Relationships Australia WA Inc	419764	Employee Assistance Program	176.00
	420369	Employee Assistance Program	176.00
	420375	Employee Assistance Program	176.00
	420448	Employee Assistance Program	4,441.80
Relationships Australia WA Inc Total			4,969.80
Cr Daniel Wilkins	1/9/23-30/9/23	Fees & Allowances September 2023	3,038.33
Cr Daniel Wilkins Total			3,038.33
Arrow Electrical Services Pty Ltd	634	Reseal, fit deflecting strips	2,384.80
Arrow Electrical Services Pty Ltd Total			2,384.80
Hodge Collard Preston Architects	402302	Civic Building Concept Roof Design	24,475.00
Hodge Collard Preston Architects Total			24,475.00
Fuji Xerox Australia	I0K7699	A4 Paper Ops Centre	410.85
	CV736595	Contract Reference 130683	263.53
Fuji Xerox Australia Total			674.38
West Coast Auto Airconditioning Pty Ltd	11154	Electrical Repairs to Pump	940.00
	11128	Repair Rotating Beacon & 2 Way	595.00
	11178	Labour, Diagnosing, Test & Repair	1,825.00
	11077	Service & Check Air conditioning System	1,795.00
West Coast Auto Airconditioning Pty Ltd Total			5,155.00
Flexi Staff Pty Ltd	10750	Casual Labour Hire	1,774.80
	11430	Casual Labour Hire - Parks	1,978.46
	11848	Labourer Parks & Gardens	1,978.46
	12003	Labourer Parks & Gardens	1,978.46
	12173	Labour Hire 14/8/23 - 18/8/23	2,474.95
Flexi Staff Pty Ltd Total			10,185.13
Tool Kit Depot	12-02-00007564	Mitre Saw Stand, Sliding Mitre Saw	1,698.00
	12-02-00007565	Nailer Kit, Trac Saw Kit	2,663.00
Tool Kit Depot Total			4,361.00
T-Quip	121807 #14	Idler Spacer, Arm Assembly	308.50
	120923 #3	Deck Lift Switch	665.85
	121133 #31	Spring - Torsion	43.05
	120030 #31	Stud, Nut-wheel	133.60
	120140 #3	Rim	457.35
	120743 #3	Tyre Replacement U06919	731.70
	121542 #26	Spacers, Assy Arms, Screws,	272.80
	120360 #26	Hatz Registration Fee	2,058.55
	120513 #26	PTO, Switch & Throttle	423.20
	121144 #14	Pulley	95.90
	120042 #26	Diagnostic Tooling	2,430.75
	120043 #26	Black Cable for Sweeper Repairs	855.60
	120135 #3	Bare Rims M01521	1,284.30
	120680 #3	Month Service P61817	1,671.80
		PTO is Broken M01521	1,298.40
	122133 #26	Deck Belts	833.80
T-Quip Total			13,565.15
The Cat Haven	CH160726	Collecting/Trapping Fees	408.38
The Cat Haven Total			408.38
A H Zilani	1/9/23-30/9/23	Fees And Allowances September 2023	3,038.33
A H Zilani Total			3,038.33
Mandurah Southern Dist Bushfire Brigade	CONTRIBUTION	Contribution for Assistance	1,000.00
Mandurah Southern Dist Bushfire Brigade Total			1,000.00
Lawrence & Hanson	6529788	Exhaust Fan Header Box, Square Grille	1,628.22
Lawrence & Hanson Total			1,628.22
SAI Global	1294626	C2V Addition AS10002	130.09
SAI Global Total			130.09
Westwater	WS0931	Service Acid Pump in Plant Room MARC	1,372.80
Westwater Total			1,372.80
Prestige Products	112278	Rosche Surface Wipes	753.33
	112373	Brown Paper Bags	169.38
Prestige Products Total			922.71
Peel H2O Solutions	238298	Retic Supplies	477.40
Peel H2O Solutions Total			477.40
Granicus Australia Pty Ltd	170623	EngagementHQ Unlimited Licence,	38,252.50
Granicus Australia Pty Ltd Total			38,252.50
Lions Club of Mandurah	2651	Sausages & Buns for National Tree Day	1,890.00
	2737	Lions BBQ & Sausages	1,800.00
Lions Club of Mandurah Total			3,690.00
Global Protection Systems Pty Ltd	1407	Remote Online Monitoring of the PV syste	440.00
	1401	Remote Online Monitoring of the PV	440.00
Global Protection Systems Pty Ltd Total			880.00
Peel Weed & Pest Control	2199	Treat Termites in Trees	495.00
	2198	Chemical Spray Weeds	2,442.00
Peel Weed & Pest Control Total			2,937.00

Creditor	Invoice number	Narration	Total
Scitech Discovery Centre	FTI-005503	Science Shows Knowledge By Nature &	360.00
Scitech Discovery Centre Total			360.00
DFES Direct Brigade Alarm Monitoring	67602	Annual Monitoring	1,881.00
	68171	Annual Monitoring MARC	1,881.00
	67617	Annual Monitoring Falcon Library	1,881.00
	67609	Annual Monitoring Admin Building	1,881.00
	67611	Annual Monitoring Civic Centre	1,881.00
DFES Direct Brigade Alarm Monitoring Total			9,405.00
Sunny Industrial Brushware	27235	Gutter Brooms	2,156.00
Sunny Industrial Brushware Total			2,156.00
Mr Glen Fiorini	REIMBURSEMENT	Reimbursement for Application Fee	93.80
Mr Glen Fiorini Total			93.80
Nightlife Music Pty Ltd	702721	Music Zone 1/8/23 - 31/8/23	401.15
	707691	Music Zone 1 - Gym Floor	401.15
Nightlife Music Pty Ltd Total			802.30
Mandurah Forum Florist	4036	6 x Jar Arrangements	238.95
Mandurah Forum Florist Total			238.95
The Trustee for ERC Unit Trust	2069	Site Investigation 93 Park Road	18,686.87
The Trustee for ERC Unit Trust Total			18,686.87
Dogs Behind Bars Rescue	20230601001	Rehoming of dogs	450.00
Dogs Behind Bars Rescue Total			450.00
WestAus Crisis & Welfare Services	154	Expenses for Tuart Showers	1,320.00
WestAus Crisis & Welfare Services Total			1,320.00
Port Mandurah Residents Association	200823	General Admin Operations	1,500.00
Port Mandurah Residents Association Total			1,500.00
The Inner Wheel Club of Mandurah	RENTAL 45632	Refund of Bond for Hire HHPCSF	1,000.00
The Inner Wheel Club of Mandurah Total			1,000.00
Peter Best	7263	Bond Return: Cat Trap Hire.	130.00
Peter Best Total			130.00
International Conservation Services	40571	Mayoral Chains Conservation	6,776.00
International Conservation Services Total			6,776.00
Ana Doria Buchan	REIMBURSEMENT	Reimbursement for Purchases	18.00
		Reimbursement for Multicultural Event	6.61
	REIMBURSE FOR CATERING	Reimbursement for Catering BAIN Meeting	9.00
Ana Doria Buchan Total			33.61
Sarbas Restaurant	SB320	Catering for Lunch Lakelands Library	432.30
	SB 321	Catering for One Child at a	367.40
Sarbas Restaurant Total			799.70
Louise Dorothy Russell	16/8	Awards Submission Development	4,500.00
Louise Dorothy Russell Total			4,500.00
Carnival Promotions	57	Event Staffing - Skating in Mandurah	924.00
Carnival Promotions Total			924.00
Omnicom Media Group Australia Pty Ltd	1645113	Annual Bush Fire Notice 2	2,478.30
	3739472	Local Law Review	398.16
	1645106	Tenders 5/7/23	288.62
	1645115	Local Government Tenders	409.56
	1645109	Events Infrastructure	241.14
	1645110	Tenders 19/7/23	272.58
	1645117	Local Government Tenders	537.04
	1645116	Events Infrastructure	515.65
	1645112	Local Government Elections	728.20
	1645107	Saggers Marine Lease	309.72
	1645111	Tenders 19/7/23	272.58
	1645118	Local Government Tenders 19/7/23	387.75
	1645105	Proposed Budget Item	728.20
	1656329	Invitation for Public Comment	244.86
	1656327	Invitation for Public Comment	468.64
	1656337	LG Elections	4,999.78
	1656335	Partial Closure - Swiftshire Rd	265.90
	1656333	Bushfire Control Officers	223.56
	1656332	LG Elections	1,007.82
	1656331	Intention to Specify Dog	398.16
	1656330	Local Elections	728.20
	1656336	Provision of Security Service	409.56
	1656328	Provision of Security Service	272.58
Omnicom Media Group Australia Pty Ltd Total			16,586.56
Mandurah Welding & Building Services	9336	Repair Badminton Pole MARC	385.00
Mandurah Welding & Building Services Total			385.00
KD & TH Stack	618	Welcome to Country Citizenship Ceremony	650.00
KD & TH Stack Total			650.00
Lions Club of Falcon	4	Community Event Support Grant 23/24	630.00
Lions Club of Falcon Total			630.00
Benjamin Oakden	PARKING 20/7/23	Parking Reimbursement 20/7/23	13.12
	PARKING 27/7/23	Parking Reimbursement 27/7/23	13.12
Benjamin Oakden Total			26.24
Design for More	121	Lament Writing Workshop	1,800.00
Design for More Total			1,800.00
Breaksea Incorporated	17	Breaksea - Magical Weedy Seadragon	4,400.00
Breaksea Incorporated Total			4,400.00
Briony Stewart	COM2023	Author Workshop Mandurah Library	400.00
Briony Stewart Total			400.00
Neil Geoffrey Morton	7863	Bond Return: Cat Trap Hire.	130.00
Neil Geoffrey Morton Total			130.00
BJ Marsh Pty Ltd	831	Coodanup Foreshore Enhancement	1,925.00
BJ Marsh Pty Ltd Total			1,925.00
Peel Motors Pty Ltd	1422584	1,000km Service MH9583B	140.00

Creditor	Invoice number	Narration	Total
Peel Motors Pty Ltd	1419261	40,000km Service MH4677B	975.00
	1423483	40,000km Service	515.00
Peel Motors Pty Ltd Total			1,630.00
Nick Kidd Family Trust	306	100 Maxbolt Shuttle Cocks	2,500.00
Nick Kidd Family Trust Total			2,500.00
Environmental Health Australia (WA)	75361	Membership 23/24	2,402.00
	75374	FoodSafe Online Subscription 23/24	1,100.00
Environmental Health Australia (WA) Total			3,502.00
Buttel Electrical Design & Consulting	2326-01	Bortolo Fire Pump Switchboard	5,445.00
Buttel Electrical Design & Consulting Total			5,445.00
Sportsworld of WA	142887	Pool Accessories - MARC	712.80
	142949	Pool Accessories - MARC	191.40
Sportsworld of WA Total			904.20
Mandurah Over 55's Kayak Club Inc	RENTAL 41147	Refund of Bond for Hire Bortolo Pavilion	500.00
Mandurah Over 55's Kayak Club Inc Total			500.00
WFS Australia Pty Ltd	29747	Travel Expenses Tejas Rajender	2,147.97
	29049	Billing Milestone Contract Sign Off	38,940.00
WFS Australia Pty Ltd Total			41,087.97
Craig Howells	4561	Service Coffee Machine	259.73
Craig Howells Total			259.73
Activexchange Pty Ltd	783	Sports Eye Account Set Up	5,252.50
Activexchange Pty Ltd Total			5,252.50
Shelford Constructions Pty Ltd	10227	Refund: Partial Application Fees for DA	500.00
Shelford Constructions Pty Ltd Total			500.00
Summer Wallbank	MAY 2023	Sale of Artwork at Masterpieces 2K23	8.00
Summer Wallbank Total			8.00
Renee Schipp	1	Author Talk Mandurah Library	425.20
Renee Schipp Total			425.20
Ruby Vale	MAY 2023	Sale of Artwork at Masterpieces 2K23	40.00
Ruby Vale Total			40.00
Shire of Ashburton	42106	Long Service Leave Recoup	1,228.37
Shire of Ashburton Total			1,228.37
Giulia Holland	REIMBURSEMENT	Reimbursement for Expenses	26.10
Giulia Holland Total			26.10
Sarah Curran Ragan	124	Science Magic Workshop	345.00
Sarah Curran Ragan Total			345.00
Ross Alexander Turner	7926	Bond Return: Cat Trap Hire.	130.00
Ross Alexander Turner Total			130.00
Zane John Hope	8006	Bond Return: Cat Trap Hire.	130.00
Zane John Hope Total			130.00
Mandurah Dry Cleaning	37	Dry Cleaning Table Cloths	130.00
Mandurah Dry Cleaning Total			130.00
Mandurah Builders Scaffold	66229	Aluminium Plate	57.20
	66434	Edgers, Trowles, Concrete Rakes	407.00
Mandurah Builders Scaffold Total			464.20
Jaycar Electronics Pty Ltd	3082263	Mains Adaptor	27.95
Jaycar Electronics Pty Ltd Total			27.95
Docushred Company	69132	Security Bin Exchange - Southern Ops	47.30
	68678	Security Bin Exchange	41.80
Docushred Company Total			89.10
Hamiltons Landscape Supplies	20345	Special Lawn Mix Ocean Rd School	1,250.00
	20346	Lawn Mix - Yindana Lake	1,030.00
	20347	Pine Bark	852.00
Hamiltons Landscape Supplies Total			3,132.00
Dell Financial Services Pty Ltd		Dell Financial Services Lease Arrears	15,905.88
Dell Financial Services Pty Ltd Total			15,905.88
Vocational Training Services	7545	Responsible Service of Alcohol Course	1,000.00
Vocational Training Services Total			1,000.00
Graeme John Hendeson	LIBRARY PRESENTATION	Library Presentation	493.17
Graeme John Hendeson Total			493.17
Brett John Ridley	6710	Bond Return: Cat Trap Hire.	120.00
Brett John Ridley Total			120.00
Heidi Louise Edge	REIMBURSEMENT	Purchase of Gift for Guest	37.85
Heidi Louise Edge Total			37.85
Maiolo Constructions Pty Ltd	7031	Refund: Fees for cancelled BA2	231.62
Maiolo Constructions Pty Ltd Total			231.62
MA Barron & LM Hawton	1118	Mindset Coaching, Boxing & Circuit	500.00
	1119	Her Champion Program	500.00
MA Barron & LM Hawton Total			1,000.00
Pamela Elizabeth Mulholland	7371	Bond Return: Hire of Craft Room at	300.00
Pamela Elizabeth Mulholland Total			300.00
Major LB Pty Ltd	3930	Refund: CTF Fee for BA122861 - 3/1 Day	259.90
Major LB Pty Ltd Total			259.90
The Trustee for Smith Family Trust	276	Sponsorship and Funding	1,386.00
	280	Facility Management	1,386.00
The Trustee for Smith Family Trust Total			2,772.00
ThinkTank Media	9270	Corporate PA Summit Perth 2023	8,859.13
ThinkTank Media Total			8,859.13
West-Net Imaging Pty Ltd	7741	Scanning of Plans	1,201.97
West-Net Imaging Pty Ltd Total			1,201.97
Forward Thinkers International Pty Ltd	1	Daily Sweep August 2023	4,720.63
Forward Thinkers International Pty Ltd Total			4,720.63
Living Turf	117255/01	Blue 50mm Core Sampler	668.80
Living Turf Total			668.80
KDB Electrical	1607	Light Tripping Coodanup Community Centre	341.55
	1604	Fym Fan Stopped Working MARC	273.90

Creditor	Invoice number	Narration	Total
KDB Electrical	1616	Electrical works at Peel Thunder	454.08
KDB Electrical Total			1,069.53
Lynette May Bolin	7803	Bond Return: Cat Trap Hire.	130.00
Lynette May Bolin Total			130.00
Royal Asphalt	237206	Install asphalt to footpath	8,434.80
Royal Asphalt Total			8,434.80
Ashlee Otway	1	Young Yorgas Program Noongar Language	250.00
Ashlee Otway Total			250.00
Good Sammy Enterprises	I138918	Sales Clothing, Hi Tea	411.00
Good Sammy Enterprises Total			411.00
Structerre Consulting Engineers	WA-609831	Geotechnical Investigation	3,520.00
Structerre Consulting Engineers Total			3,520.00
Tracy Sanders	5655	Fuel Reimbursement	89.74
Tracy Sanders Total			89.74
Dale Robinson	REIMBURSEMENT	Reimbursement for Purchases of Fuel	100.02
Dale Robinson Total			100.02
Edward Peter Burrows	7289	Bond Return: Cat Trap Hire.	130.00
Edward Peter Burrows Total			130.00
Justin Robert Hill	7922	Bond Return: Cat Trap Hire.	130.00
Justin Robert Hill Total			130.00
Mandalay Technologies Pty Ltd	7302	Subscription Renewal	42,215.39
Mandalay Technologies Pty Ltd Total			42,215.39
Bowden Tree Consultancy	2324	Arboricultural Assessments & Reports	1,980.00
Bowden Tree Consultancy Total			1,980.00
Mandurah Mustangs Junior Football Club	226	Grant Funding	500.00
Mandurah Mustangs Junior Football Club Total			500.00
Overseas Bank Transfer - Westpac	00138311	ESW Technologies FZ LLC USD 41016.00	63,580.84
Overseas Bank Transfer - Westpac Total			63,580.84
Hereripene Williams	UBER	Uber to work - Makaroo Cultural Camp	49.23
Hereripene Williams Total			49.23
Forestvale Trees Pty Ltd	16489	Trees for Arterial Road Program	17,473.50
	16581	Angophora, Eucalyptus	1,199.00
Forestvale Trees Pty Ltd Total			18,672.50
Kathleen Elizabeth Philip	JULY 2023	CASM Gift Shop Sales - July 2023.	40.00
Kathleen Elizabeth Philip Total			40.00
Banham Architects Pty Ltd	159	Design Review - 25 Meadow Springs Dr	1,485.00
Banham Architects Pty Ltd Total			1,485.00
The trustee for RSA Unit Trust	108983	MARC Project Timber Truss Failure	7,238.00
	108982	MARC Project Variation Request	1,012.00
The trustee for RSA Unit Trust Total			8,250.00
Mandurah Scouts	846	Music in the Burbs	250.00
Mandurah Scouts Total			250.00
The Last Great Hunt Inc	345	Mandurah Arts Festival Instalment 1	5,500.00
The Last Great Hunt Inc Total			5,500.00
Bio Soil Solutions	2294	Nutrient Application to Declining Trees	3,850.00
Bio Soil Solutions Total			3,850.00
Glenys Marjory Pettit	7291	Bond Return: Cat Trap Hire.	130.00
Glenys Marjory Pettit Total			130.00
Andrew Paul Park	1346	Partial Refund: Application Fees for	188.50
Andrew Paul Park Total			188.50
Mandurah Ski & Kayak Club Inc	1	Community Event Support Grant 23/24	1,400.00
Mandurah Ski & Kayak Club Inc Total			1,400.00
Fuchs Lubricants (Australasia) Pty Ltd	92229774	Titan Crago Sae	7,511.26
	92236260	RENOLIT XTB 2	3,477.27
Fuchs Lubricants (Australasia) Pty Ltd Total			10,988.53
Kailea Holdings Pty Ltd	30	REnt Car Park Lots 1,2 10 Sholl Street	10,162.08
	29	Back Charge Water 4 & 6 Sholl Street	987.60
Kailea Holdings Pty Ltd Total			11,149.68
Core Hospitality Group	26216	Round Tables, Pedestals & Chairs	2,180.20
	26212	Custom Mobile Pedestals	489.50
	26211	Dura Table Trolley	621.50
	26217	Table, Base & Chair	787.60
Core Hospitality Group Total			4,078.80
Vitality Works	AR013230	Sustainability Day 13th June	1,210.00
	AR013353	Sustainability Day 18th July	1,210.00
Vitality Works Total			2,420.00
John Tonkin College (MET Campus)	20834	John Tonkin Photography Award 2023	100.00
John Tonkin College (MET Campus) Total			100.00
Before You Dig Australia Ltd	1348	Membership Fees 2023-24	6,191.33
Before You Dig Australia Ltd Total			6,191.33
Josh Cowling	01/23.24	Events Imaging - Indonesian Exhibition	480.00
	02/23.24	Corporate Event - Peel Thunder	700.00
Josh Cowling Total			1,180.00
Bintang Cafe	1/8/23	Catering - Exhibition Launch	1,227.50
Bintang Cafe Total			1,227.50
Trent Andrew Light	828	Coffee for Mandurah Matters 13/8/23	1,650.00
Trent Andrew Light Total			1,650.00
Katie Jo Wickham	7610	Bond Return: Cat Trap Hire.	130.00
Katie Jo Wickham Total			130.00
Talis Consultants Pty Ltd	29069	Tim's Thicket LWF	5,167.25
	29281	Name: Gordon Road CRC	3,300.00
	29079	Consultancy Services	1,540.00
	29256	Tim's Thicket LWF	3,041.50
Talis Consultants Pty Ltd Total			13,048.75
Position Partners	PSI-036869	Magnet Field Subscription	3,960.00
Position Partners Total			3,960.00

Creditor	Invoice number	Narration	Total
Elite Compliance Pty Ltd	6672	Facilities Access Audit	11,000.00
Elite Compliance Pty Ltd Total			11,000.00
Jason Signmakers	31697	No Stopping on Road Verge Signs	2,992.00
Jason Signmakers Total			2,992.00
Occuhealth Pty Ltd	26570	Mask Fitting - MARC	90.00
	26498	Mask Fitting - MARC	90.00
	26914	Respirator Fitting	90.00
Occuhealth Pty Ltd Total			270.00
Evicom Pty Ltd	75	Pigeon Control July 2023	2,178.00
Evicom Pty Ltd Total			2,178.00
Jesse Gordon	PARKING 20/7/23	Parking Reimbursement 20/7/23	13.12
	PARKING 27/7/23	Parking Reimbursement 27/7/23	13.12
	PARKING 17/8/23	Reimbursement for Parking 17/8/23	13.12
Jesse Gordon Total			39.36
Amy Holdaway	JULY 2023	CASM Gift Shop Sales - July 2023.	86.00
Amy Holdaway Total			86.00
South Mandurah Tennis Club	1030	Assistance with Social & Community	496.30
South Mandurah Tennis Club Total			496.30
David James Jenkins	7027	Bond Return: Cat Trap Hire.	130.00
David James Jenkins Total			130.00
Blinds Awnings Curtains Mandurah	140	Supply & Install Dual Roller Blinds	3,170.00
Blinds Awnings Curtains Mandurah Total			3,170.00
Vladimir Matthew Vapor	22230418	Homeless Week Talk	755.00
Vladimir Matthew Vapor Total			755.00
Mandurah Isuzu Ute	15222	Isuzu DMax MH9898B	40,284.02
	IACS96880	45,000km Service MH4431B	686.40
		45,000km Service MH3056B	950.00
	IACS96750	60,000km Service MH9162A	1,132.20
	IACS96888	45,000km Service MH3052B	820.00
	IACS97739	Carry Out Recall - Steering Shaft Lower	483.50
	IACS97220	Check & Report Water Leaking	175.00
	IACS96738	Carried Out Recall - ECM Software Update	503.15
	IACS97773	Carry Out Recall - Steering Shaft Lower	1,516.00
	IACS97424	Recall - Steering Shaft Lower Bolt	695.00
	IACS97198	45,000km Service MH2211B	738.00
	IACS96939	45,000km Service MH2729B	1,432.60
	IACS97642	3,000km Service MH8608B	922.95
	IACS97527	45,000km Service MH4106B	842.25
	IACS97383	60,000km Service MH5225B	836.00
Mandurah Isuzu Ute Total			52,017.07
Heytesbury Technologies Pty Ltd	5437	Cable Gates at Marina	835.56
Heytesbury Technologies Pty Ltd Total			835.56
Jacksons Drawing Supplies Pty Ltd	23-00071082	Art Supplies for RT Kids CASM	162.70
	23-00068723	RT Kids Art Supplies- CASM	87.10
Jacksons Drawing Supplies Pty Ltd Total			249.80
Benjamin P Daly	ALDI	Reimburse Kitchen Supplies	18.98
Benjamin P Daly Total			18.98
SRS Australia Pty Ltd	27098	Lane Ropes - MARC	8,816.74
SRS Australia Pty Ltd Total			8,816.74
Martin Farrell	REIMBURSEMENT	Reimbursement for Renewal of Gas Licence	357.20
Martin Farrell Total			357.20
GHD Pty Ltd	112-0175840	COM Infrastructure Asset	16,041.30
GHD Pty Ltd Total			16,041.30
Jones Lang Lasalle WA	462606	Lakelands Shopping Centre	25,028.71
Jones Lang Lasalle WA Total			25,028.71
Project Shade Solutions	3529	Supply & Install Umbrellas	8,923.75
Project Shade Solutions Total			8,923.75
Kellie Wilson	4755	Voucher for Livelighter Week	50.00
Kellie Wilson Total			50.00
Universal Marina Systems WA Pty Ltd	1196	Design, Construct & Install	53,073.38
Universal Marina Systems WA Pty Ltd Total			53,073.38
Tactile Indicators Pty Ltd	10810	Tactile Installation	1,952.00
	10811	Tactile Installation	1,608.00
	10812	Tactiles Installation Badgerup Avenue	1,740.00
	10814	Replace tactiles at Nyabing Pass	1,200.00
Tactile Indicators Pty Ltd Total			6,500.00
Miss Peta Foulkes	10568416	Study Assistance	1,164.00
Miss Peta Foulkes Total			1,164.00
Colas WA Pty Ltd	SIN2307302100411	Supply 1000 Lt IBC Emulsion	2,904.00
Colas WA Pty Ltd Total			2,904.00
AWB Building Co	118804	South Mandurah Football Club Ceiling	7,893.60
AWB Building Co Total			7,893.60
BM & RV Waters	14810	Topsoil Disposal, Fill Sand	169.93
	14807	Supply White Sand - Coodanup Reserve	1,885.34
	14812	Supply Fill Sand Avon Court	851.70
	14765	Supply & Deliver Yellow Sand to	63.36
	14764	Weed Disposal	60.50
BM & RV Waters Total			3,030.83
Mandurah Pest Control	49123	Redent Removal & Deodorize	165.00
	49118	Install rodent baiting stations and moni	528.00
	49131	Cockroaches & Rodents	59.40
	49133	Cockroaches & Rodents	118.80
	49138	Cockroaches & Rodents	89.10
	49196	Termite Inspection 3 Peel St	170.50
	49197	Termite Inspection 3 Peel St	141.90
	49199	Termite Inspection 41 Ormsby Tce	141.90

Creditor	Invoice number	Narration	Total
Mandurah Pest Control	49135	41 Dower St Pest Treatment	89.10
	49137	Country Club Dr Pest Treatment	89.10
Mandurah Pest Control Total			1,592.80
Pennant House	2800	Australian Flags	511.50
Pennant House Total			511.50
Sports Turf Technology	3816	Citywide Groundwater Licence Operating	5,293.75
Sports Turf Technology Total			5,293.75
OSH Group	E007694	Fitness for Work Report	3,623.40
OSH Group Total			3,623.40
4Park Pty Ltd	61720	Playground Equipment	54,780.00
	61756	Playground Equipment	49,500.00
4Park Pty Ltd Total			104,280.00
Mandurah Men's Shed	10032	50 Wooden Boats	350.00
Mandurah Men's Shed Total			350.00
McGees Property	31508	Market Rental Valuation	2,750.00
McGees Property Total			2,750.00
Mandurah Graphics	9135	Karinga Road Camp Site	1,089.00
	9136	Across the Borders Print	341.00
	9133	Interpretive Sign Style Guide	1,078.00
Mandurah Graphics Total			2,508.00
Mandurah Tennis Club Inc	105	Grant Payment	500.00
Mandurah Tennis Club Inc Total			500.00
Inger Lise Roget	JULY 2023	CASM Gift Shop Sales - July 2023.	24.00
Inger Lise Roget Total			24.00
Oral History Western Australia Inc	MEMBERSHIP OHWA	Membership Renewal	65.00
Oral History Western Australia Inc Total			65.00
Nicole Quigg	REIMBURSEMENT	Reimbursement for Payment of Conference	634.00
Nicole Quigg Total			634.00
Hatch Pty Ltd	90869471	City Centre Parking Advice	2,007.50
	90881622	Mandurah City Centre Master Plan	2,662.81
	90881637	Mandurah City Centre Masterplan	15,375.25
	90885223	Mandurah City Centre Master Plan	17,349.75
Hatch Pty Ltd Total			37,395.31
MPL Laboratories	P021627	Analysis of Street Sweepings	386.38
	P016700	Analysis of Street Sweepings -	435.51
MPL Laboratories Total			821.89
Vermeer Equipment WA	123496	Tank Seal T04117	2,289.22
Vermeer Equipment WA Total			2,289.22
Port Mandurah Removals	4912	Removalists for CASM	608.30
	4815	Warehouse Rental	11,207.48
	4935	Removal Costs - Museum	173.80
Port Mandurah Removals Total			11,989.58
Richgro	1009810	Pathogen Analysis	968.00
Richgro Total			968.00
Bridgeall Libraries Limited	SIN006339	Subscription Renewal	14,400.00
Bridgeall Libraries Limited Total			14,400.00
Equigroup Pty Limited		Asset Purchase POC # P17658	1,138.58
Equigroup Pty Limited Total			1,138.58
Claire Astley Pannell	42	RT Kids Classes 3/8/23	280.00
	43	Activity Workshop	240.00
Claire Astley Pannell Total			520.00
NextGen Distribution	322604-D01	Micro Focus Enterprise Support Bundle	14,277.20
NextGen Distribution Total			14,277.20
Dependable Laundry Solutions	DI202320201	Washer/Dryer repairs	341.00
Dependable Laundry Solutions Total			341.00
Royal WA Historical Society	2535	Membership 2023/24	95.00
Royal WA Historical Society Total			95.00
Murray House Resource Centre	10876	Work Safe Health Refresher Course	200.00
	10870	Work Safe Health Refresher Course	200.00
	10875	Work Safe Refresher Course	200.00
	10874	Work Safe Health Refresher Courde	200.00
Murray House Resource Centre Total			800.00
Mataya	1007079	Catering - LEMC	226.00
	1007090	Coffee Cart - Community Engagement	1,240.00
Mataya Total			1,466.00
Mandurah and Peel Pipe Band	81	Event Grant 23/24 70%	1,750.00
Mandurah and Peel Pipe Band Total			1,750.00
Australian Institute Of Management WA	7153306	Project Management Training	4,243.62
Australian Institute Of Management WA Total			4,243.62
Tanya Karen Cummins	JULY 2023	CASM Gift Shop Sales - July 2023.	144.00
Tanya Karen Cummins Total			144.00
Karen Hulls	11134	One Child at a Time Trauma Training	1,925.00
Karen Hulls Total			1,925.00
Mandurah Mustangs Football & Netball Club	RENTAL 47326	Refund of Hire Fees for Booking	196.00
	1446	Bond Return: Hire of Main Hall at	2,050.00
	235	Reimbursement for Completed Stage 1	51,816.60
Mandurah Mustangs Football & Netball Club (Inc) Total			54,062.60
Unicorn Group Australia Pty Ltd	126703	Aluminium Tray Box	3,187.00
Unicorn Group Australia Pty Ltd Total			3,187.00
Falcon Vet	616043	Euthanasia Animal Job	241.00
	618175	Euthanise Jimmy Job Number	241.00
	618107	Gabapentin Tablets - Jimmy	25.12
	615711	Euthanise Animal Job	283.00
	619988	Euthanise Animal - Oreo	98.00
	618630	Euthanise Animal - Soldier	270.50
	618514	Gabapentin Tablets	25.12

Creditor	Invoice number	Narration	Total
Falcon Vet	618513	Gabapentin Tablets - Soldier	25.12
	617235	Cremation - Zed	16.00
	618631	Euthanasia, Medication	270.50
Falcon Vet Total			1,495.36
Peel Scape Solutions	23941	Reinstate Reticulation Along	1,950.00
	23969	Retic Repairs - 6 Ashley Terrace	305.00
Peel Scape Solutions Total			2,255.00
Waynes Windscreens	103607	Supply window to Ford Transit U03622	698.50
	103638	Supply & Fit Windscreen	1,020.40
	103702	Supply & Fit Windscreen MH3442B	1,664.15
Waynes Windscreens Total			3,383.05
West Coast Radio Pty Ltd	39215-1	Advertising Ice Skating	5,500.00
West Coast Radio Pty Ltd Total			5,500.00
Specialty Timber Flooring WA	2479	Clean Floor HHRC	3,943.50
Specialty Timber Flooring WA Total			3,943.50
CINEads Australia	109005	Scheduled Media Screenings	1,833.41
	108369	Advertising Skating in Mandurah	550.00
CINEads Australia Total			2,383.41
Conplant	379194	Engine Cover, Protective Edge	6,869.20
Conplant Total			6,869.20
Sigma Chemicals	169887/01	Repair Fee Robotic Cleaner MARC	2,197.97
	170324/01	Repairs to Robo Pro Caddy, Lid Assy &	2,499.17
Sigma Chemicals Total			4,697.14
Pumps N Pipes Supplies	3107	Repairs to Front Sprinkler	139.68
Pumps N Pipes Supplies Total			139.68
Seashells Resort Mandurah	2161205	Conference Room Hire and Food	550.00
Seashells Resort Mandurah Total			550.00
Curtin University	147017	2023 Great Southern Hackathon Event	8,250.00
Curtin University Total			8,250.00
Wairua Tipuna Indigenous Performing Arts	324	Let It Shine Song Writing Workshops	2,000.00
Wairua Tipuna Indigenous Performing Arts Total			2,000.00
J D Pihema	371	Citizenship Ceremony Entertainment	350.00
J D Pihema Total			350.00
Street Hassle Events	2448	Creative Little Giants Instalment 1	3,300.00
Street Hassle Events Total			3,300.00
Corporate Flag & Banner Co Pty Ltd	19027	Flag for Citizenship Ceremony	231.00
Corporate Flag & Banner Co Pty Ltd Total			231.00
Perdaman Advanced Energy	1441	Mandurah Library Solar Panels	50,621.74
Perdaman Advanced Energy Total			50,621.74
ePlatform	5041301	E Books, Mandurah Library	1,416.45
	5042430	Ebook DRM Hosting Fee	62.94
	5042436	Ebook DRM Hosting Fee, Books	191.97
	5042433	eBooks	388.01
ePlatform Total			2,059.37
Swivelpole Australia	108240	Swivel Pole - Bushland Management	1,919.50
Swivelpole Australia Total			1,919.50
Wren Oil	154444	Exchange Filter Drum - Marina	258.50
Wren Oil Total			258.50
Direct Communications Pty Ltd	116888	Portable Radio	4,064.50
	116889	Two Way Radios for MARC	2,734.60
Direct Communications Pty Ltd Total			6,799.10
Gastech Australia	192789	Protege MultiGas Analyser	280.50
Gastech Australia Total			280.50
Department of Water & Environmental	WL6860/2023-2024	Tim's Thicket Septage	2,172.50
Department of Water & Environmental Total			2,172.50
South Mandurah Cricket Club	2301	Club Connect Grant	500.00
South Mandurah Cricket Club Total			500.00
Eleanor Lois Moody	202306	Mandurah Arts Festival 2023	1,200.00
	4584	Refund: Payment received in Debtors	250.00
Eleanor Lois Moody Total			1,450.00
Down to Earth Training	38842	Identify, Locate & Protect Underground	1,990.00
	38069	Half Day Training - White Card	990.00
	38803	3 Day Traffic Bundle Course	1,100.00
Down to Earth Training Total			4,080.00
Nature Calls Portable Toilets	2606	National Tree Day Toilet Hire	792.50
Nature Calls Portable Toilets Total			792.50
City of Rockingham	127692	Tip Fees 7/7/23	1,714.60
City of Rockingham Total			1,714.60
Luxury Detailing WA	632	Basic Detail Ryde Vehicles	200.00
Luxury Detailing WA Total			200.00
Simply Headsets Pty Ltd	87237	Plantronics 8220 Spare Headsets	786.00
Simply Headsets Pty Ltd Total			786.00
Australian Institute of Landscape Architects	469	Memberships 1/7/23-30/6/24	1,768.00
Australian Institute of Landscape Architects Total			1,768.00
Events Industry Association (WA) Inc	4706	2023 Events Industry Association	769.17
Events Industry Association (WA) Inc Total			769.17
City of Mandurah Municipal Fund	BELSWAN	Major Agent 4 Minimum Rate Adjustment	1,392.12
	116242 2023	Rubbish Service 2 Thisbe Drive	337.00
	669521 2023	Rubbish Service - SES	613.00
	114783 2023	Rubbish Charges 60 Linville Street	1,294.00
	104512 2023	Rubbish Charges 50 Karon Vista	1,685.00
	113843 2023	Rubbish Charges 303 Pinjarra Road	1,152.00
	111920 2023	Rubbish Charges 65-86 Mahogany Drive	1,318.00
	111151 2023	Rubbish Charges 5 Pinjarra Road	337.00
	119766	Rubbish Charges 10 Lively Place	2,107.50
	110724 2023	Rubbish Charges 1 Spinnaker Quays	1,011.00

Creditor	Invoice number	Narration	Total
City of Mandurah Municipal Fund	117992 2023	Rubbish Charges 43 Crusader Street	889.00
	110856 2023	Rubbish Charges 41 Ormsby Terrace	1,018.00
	118412 2023	Rubbish Charges 16 Challenger Road	478.00
	118073 2023	Rubbish Charges 1 Bortolo Drive	748.00
	508133 2023	Rubbish Charges 20 Dalona Parkway	337.00
	119485 2023	Rubbish Charge 93 Park Road 2023	141.00
	114106	Rubbish Charge 2 Tuart Avenue	889.00
	112274	Rubbish charge 20 Thomson Street	1,489.00
City of Mandurah Municipal Fund Total			17,235.62
Frothin Coffee	4231	1kg Colombia	280.00
Frothin Coffee Total			280.00
Rosmech Sales & Service Pty Ltd	124169	Bearing, Assy - Idler	979.56
Rosmech Sales & Service Pty Ltd Total			979.56
Mrs Stacy Dhu	ADSL REIMBURSEMENT	ADSL Reimbursement	179.98
Mrs Stacy Dhu Total			179.98
Moore Australia (WA) Pty Ltd	3707	2023 WALGA Tax Webinar - Series 2	275.00
Moore Australia (WA) Pty Ltd Total			275.00
Stewart & Heaton Clothing Co Pty Ltd	3761584	PPE Clothing SDBFB	1,181.69
Stewart & Heaton Clothing Co Pty Ltd Total			1,181.69
Swimming WA Inc	1250	Platforms, Dumb Bells, Weight Belts,	1,880.00
Swimming WA Inc Total			1,880.00
Council On The Ageing WA	7117	SFL Annual Fee 2023-24	1,122.00
Council On The Ageing WA Total			1,122.00
Art on the Move	397	Installment 1 of 2 Cost Share Touring	1,450.00
Art on the Move Total			1,450.00
Mandurah Trophies	26	Medals for Fun Run	24.30
Mandurah Trophies Total			24.30
Hersey's Safety Pty Ltd	2217	Survey Pegs	783.20
Hersey's Safety Pty Ltd Total			783.20
Starleaton Holdings Pty Ltd	57347	Printer Service	775.50
	57358	Replaced print head	2,029.50
Starleaton Holdings Pty Ltd Total			2,805.00
Pinion Advisory	20401	Dawesville South East Channel	6,930.00
Pinion Advisory Total			6,930.00
Marlbroh Bingo Enterprises	41570	Bingo Supplies	326.20
Marlbroh Bingo Enterprises Total			326.20
Eurofins ARL Pty Ltd	795908	Liquid Samples PH	55.00
Eurofins ARL Pty Ltd Total			55.00
Growise Pty Ltd	503	Cocoon Plant Incubator	2,552.00
Growise Pty Ltd Total			2,552.00
Elec Power Technologies	703765	Powershield Centurion	1,812.80
Elec Power Technologies Total			1,812.80
262 Audio Pty Ltd	155	Replace Head Unit & Reverse Camera	1,159.00
262 Audio Pty Ltd Total			1,159.00
Mark Robert Rivers	6976	Bond Return: Cat Trap Hire.	130.00
Mark Robert Rivers Total			130.00
Lazy Janes	96	Catering for Development & Compliance	352.00
Lazy Janes Total			352.00
Vinahosp Enterprises Pty Ltd	231	Catering for 15 Years Service	150.00
Vinahosp Enterprises Pty Ltd Total			150.00
M & B Sales	222510	Storm Proof Door	102.17
	20163358	Hinge Bearing Fixed Pin	60.76
	225893	Door Closer Replacement	850.38
	227204	Duracote Blokdoor	182.88
	20166275	Replace Rusted Door Frame	406.84
	20176017	Single Toilet Roll Holders	184.01
	20176595	Jarrah DAR 105x30	246.41
	229272	Blokdoor Duracote TH	182.88
M & B Sales Total			2,216.33
Hip Pocket Workwear & Safety	352882	Cable Beans	261.60
	353435	Drink Bottles	1,187.50
Hip Pocket Workwear & Safety Total			1,449.10
South West Trailers	SW15707	Std Bearing Set, Dust Caps	173.80
South West Trailers Total			173.80
Datacom Systems (AU) Pty Ltd	1392258	CSP Billing July 2023	9,232.96
Datacom Systems (AU) Pty Ltd Total			9,232.96
Peel Football & Netball League	4459	Community Event Support Grant	1,540.00
Peel Football & Netball League Total			1,540.00
Cemeteries & Crematoria Ass of WA	1515	Ordinary Membership 2023-24	130.00
Cemeteries & Crematoria Ass of WA Total			130.00
Park Motor Body Builders	11871	Supply Isuzu PTO	2,483.80
Park Motor Body Builders Total			2,483.80
Zip Heaters (Aust) Pty Ltd	4168711	Service Call Out Fee	537.90
Zip Heaters (Aust) Pty Ltd Total			537.90
Sandy's Cakes	2296	Deposit for HP Cup Cakes	50.00
Sandy's Cakes Total			50.00
Stott Hoare	185798	Meeting Room Equipment	8,859.40
Stott Hoare Total			8,859.40
West Australian Opera	15921	Payment 1 Mandurah Festival	4,400.00
West Australian Opera Total			4,400.00
Peel Print	10828	Envelopes	790.00
Peel Print Total			790.00
Grand Total			11,012,328.00

2	SUBJECT:	Swearing in Ceremony for new Elected Members
	DIRECTOR:	Business Services
	MEETING:	Council Meeting
	MEETING DATE:	26 September 2023

Summary

Following a Local Government Election, a person elected as a councillor is required to make a declaration in the prescribed form before acting in the office in accordance with the Section 2.29 and Schedule 2.3, Division 2 of the *Local Government Act 1995* (the Act). At the Ordinary Council Meeting of 22 November 2022, Council approved the Swearing In Ceremony for the newly Elected Members to be held on Monday 23 October 2023.

Due to the recent amendments to the *Local Government (Election) Regulations 1997* and the introduction of Optional Preferential Voting (OPV), which may impact on the timeframes for declaring the election results, it is recommended that the Swearing In Ceremony be held on Thursday 26 October 2023.

Traditionally the City has held the election of the deputy mayor at a Special Council Meeting following the Swearing In Ceremony. It is now recommended that Council cancel the Special Council Meeting scheduled for 23 October 2023 and hold the election of the deputy mayor at the Ordinary Council Meeting scheduled for 31 October 2023.

Disclosure of Interest

Nil

Previous Relevant Documentation

- G.10/11/22 22 November 2022 Council and Committee Meeting Dates, Committee Meeting Structure 2023 (Report 3)

Background

In previous Local Government Election councillors-elect made their declaration to office by way of a Swearing In Ceremony conducted in Council Chambers the Monday immediately following a Local Government Election. At the 22 November 2022 Council Meeting, Council approved the Swearing in Ceremony for the newly Elected Members on Monday 23 October 2023 commencing at 5:30pm. Due to advice from the Department of Local Government, Sports and Cultural Industries and Western Australian Electoral Commission, it is recommended that the date of the Swearing in Ceremony be changed to Thursday 26 October 2023.

At the Council Meeting on 22 November 2022, Council approved the date, time and place of the 2023 newly Elected Members Swearing in Ceremony.

Comment

In July 2023 amendments to the *Local Government Act 1995* (the Act) and *Local Government (Election) Regulations 1997* came into effect including the introduction of Optional Preferential Voting (OPV). The Department of Local Government, Sport and Cultural Industries (DLGSC) and Western Australian Electoral Commission (WAEC) have recommended that local governments should consider delaying the Swearing In Ceremonies.

City officers have been advised by WAEC that with introduction of OPV, voting will take additional time to be entered and counted and election results may not be confirmed by the Sunday following the 2023 Local Government Election as was the practice in previous Local Government Election years. The DLGSC and WAEC have both advised that out of caution the Swearing In Ceremony should not be booked immediately

following the election and that in some circumstances it may take up to one week for the election results to be declared.

In previous years, Council has conducted the election of the deputy mayor following the Swearing In Ceremony. There has been feedback that this approach did not enable sufficient time for newly Elected Members to become familiar with the deputy mayor election process.

It is now proposed that the Swearing In Ceremony date is changed to Thursday 26 October 2023 and the election of the deputy mayor forms the first item of the agenda at the Ordinary Council Meeting on 31 October 2023.

Nominations for deputy mayor from Councillors and Councillors-Elect may commence from Monday 23 October 2023. The nomination form and a brief biography of no more than one page, may be submitted to the Chief Executive Officer.

The Election of the deputy mayor is to be conducted in accordance with procedures prescribed in Schedule 2.3, Division 2 of the Act. Schedule 2.3 of the Act specifies matters affecting when and how the deputy mayor is to be elected, including method of voting as if voting at an election (OPV) and Schedule 4.1 specifies the method of counting votes. The DLGSC have advised the City that they are developing a tool to support Local Governments CEO's with conducting the election process.

Consultation

N/A

Statutory Environment

Local Government Act 1995

2.15. Filling office of deputy mayor or deputy president

The deputy mayor or deputy president is to be elected by the council under Schedule 2.3, Division 2.

Division 2 — Deputy mayors and deputy presidents

7. When council elects deputy mayor or deputy president

(1) If the local government has an elector mayor or president the office of deputy mayor or deputy president is to be filled as the first matter dealt with —

(a) at the first meeting of the council after an inaugural election or a section 4.13 or 4.14 election or after an ordinary elections day; and

(b) at the first meeting of the council after an extraordinary vacancy occurs in the office.

(2) If the local government has a councillor mayor or president the office of deputy mayor or deputy president is to be filled —

(a) as the next matter dealt with after the mayor or president is elected at the first meeting of the council after an inaugural election or a section 4.13 or 4.14 election or after an ordinary elections day; and

(b) subject to subclause (3), as the first matter dealt with at the first meeting of the council after an extraordinary vacancy occurs in the office.

(3) If at a meeting referred to in clause 2(1)(b) the deputy mayor or deputy president is elected to be the mayor or president, the resulting extraordinary vacancy in the office is to be filled as the next matter dealt with at the same meeting.

Policy Implications

N/A

Financial Implications

Nil

Risk Analysis

The election process for the deputy mayor must be conducted in accordance with the *Local Government Act 1995*.

Strategic Implications

The following strategy from the City of Mandurah Strategic Community Plan 2020 – 2040 is relevant to this report:

Organisational Excellence:

- Ensure the City has the capacity and capability to deliver quality services and facilities through accountable and transparent business practices, governance, risk and financial management.

Conclusion

Council is requested to approve the change of the date of the Swearing In Ceremony and to note that the election of the deputy mayor is to be held on the Ordinary Council Meeting on 31 October 2023

RECOMMENDATION

That Council:

1. **Cancels the Special Council Meeting scheduled for 23 October 2023.**
2. **Approve the change to the date of the Swearing In Ceremony from Monday 23 October 2023 to Thursday 26 October 2023 commencing at 5:30pm, to be held in the Council Chambers.**
3. **Notes that the election of the Deputy Mayor will be held at the Ordinary Council Meeting on 31 October 2023.**